

Making Old Friends

with the
CAN-DO CREW

by Kiki Stew





As a valuable complement to an existing SEL program, **The Can-Do Crew** is an impactful and innovative character development curriculum for Grades 2, 3, and 4.

The Can-Do Crew:
Encourages Mindfulness

Promotes Self-Awareness and Resiliency

Cultivates Interpersonal Skills

Empowers Problem-Solving beyond the Classroom

Strengthens Community by Developing Socially Responsible Youth

How does the Can-Do Crew do what we do?

- Short, fun and easy to follow lesson plans with explicit SEL skills
- Versatile Tool Kit used in its entirety or in segments to fit the available time
- Energetic, dynamic hands-on curriculum that's exciting for students
- Variety of creative teaching strategies that incorporate students' individual learning styles
- Interactive games, experiential learning, brainstorming, role playing, individual and group learning

"Making Old Friends"

TABLE OF CONTENTS

Before you start:	LEADER'S GUIDE	Approximate Timing
Lesson 1:	INTRODUCTION AND STORY	
	The Can-Do Crew and You	
	The Can-Do Code	3-5 minutes
	Read "Making Old Friends"	
	Let's Talk About The Story	15-20 minutes
Lesson 2:	OUR CAN-DO CODE PATH	
	The Can-Do Code	1-2 minutes
	Our Can-Do Code Path	1-2 minutes
	World Changing Words Treasure Map	1-2 minutes
	Key Cove	1-2 minutes
	Discovery Island	1-2 minutes
	Signal Mountain	1-2 minutes
	Card Cave	4-5 minutes
	Linking Lake	5-10 minutes
	Connection Woods	5-10 minutes
	Put It All Together Falls	5-10 minutes
	Word Search Swamp	5-10 minutes
	Super Crew World Changers	1-2 minutes
Lesson 3:	EXPERIENTIAL LEARNING	
	The Can-Do Code	1-2 minutes
	I am Considerate - Definition, Gesture and Example	
	Let's be Kind and Considerate Super Crew World Changers	4-5 minutes
	How does it feel to be as old as Mrs. Green?	
	The Can-Do Caring Citizen Aging Exercises: Seeing, Hearing, Moving	30-40 minutes
	The Can-Do Caring Citizen Doing Good Deeds in our Community	10-15 minutes
	WCW Treasure Trunk and Game #2	5-10 minutes

"Making Old Friends" TABLE OF CONTENTS - page 2

Lesson 4:	MULTIGENERATIONAL	
	The Can-Do Code	1-2 minutes
	My Community is Multigenerational - Definition, Gesture and Example Let's be Multigenerational Community Super Crew World Changers	4-5 minutes
	Our Can-Do Crew Community is Multigenerational Multigenerational Building Blocks	5-7 minutes
	Sort, Stack and Scramble! Invention Building Blocks Game	10-15 minutes
	Multigenerational Word Builder Challenge	10-15 minutes
Lesson 5:	ALTRUISM	
	The Can-Do Code	1-2 minutes
	I am Altruistic - Definition, Gesture and Example Let's be Altruistic Super Crew World Changers	4-5 minutes
	A Can-Do Kid is...Altruistic Re-read "Making Old Friends"	10-12 minutes
	Think and Act like an Altruistic All-Star! Be an Altruistic All-Star! WCW Treasure Trunk and Game #3	5-10 minutes 5-10 minutes 5-10 minutes
Lesson 6:	RESPECT	
	The Can-Do Code	1-2 minutes
	I have Respect - Definition, Gesture and Example Let's be Respectful Super Crew World Changers	4-5 minutes
	Are you a Guardian of Respect? Be a Guardian of Respect	10-15 minutes
	Ride The Road of Respect Game Respect Patrol - Word Search	12-15 minutes 8-10 minutes

Lesson 7: GENEROUS GARDENER

I am Generous - Definition, Gesture and Example
Let's be Generous Super Crew World Changers 4-5 minutes

A Goodness Garden Grows Great Gifts!
What makes YOU a Generous Gardener? 8-10 minutes

Goodness Garden 10-20 minutes
Gift of Giving Game 10-20 minutes
WCW Treasure Trunk and Game #4 5-10 minutes

Lesson 8: WRAP-UP AND REVIEW

We are "Making Old Friends"
Super Crew World Changers 5-10 minutes

Community Champ Crusade...
Becoming Kindness Kid Game 20-30 minutes
My Can-Do Caring Citizen Ticket 5-10 minutes

Lesson 9: THEATRE PARTICIPATION

"Making Old Friends" Community Theatre 30-40 minutes
Kindness Kid Word Hunt - Consideration 5-10 minutes

Lesson 10: CULMINATING ACTIVITY*

"Making Old Friends" Interview 15-20 minutes
Certificate of Completion 4-5 minutes

Optional: "Making Old Friends" Survey Review 5-10 minutes
"Making Old Friends" Survey 5-10 minutes

* This Culminating Activity requires arrangements to be made beforehand.

There are three alternatives to completing this activity.

Pick the one that fits best for your group situation:

- Take students on a field trip to a senior center where they can meet and interview senior citizens. Permission slips may be needed.
- Invite several senior citizens to visit your group.
- If neither of these options is available, students may take the interview sheet home with them, where they may interview an elderly family member, neighbor, or friend.

The Can-Do Crew

"Making Old Friends"

Leader's Guide

Goals and Overview

Goals:

- Help students become "Can-Do Caring Citizens" through experiential learning as they See, Hear and Move through an elderly person's world.
- Encourage understanding of Multigenerational Relationships and the benefits that may be derived from them.
- Become "Altruistic All-stars" by thinking of others needs before their own.
- Promote the importance of Respect and Consideration in the students' everyday lives and their Community.
- Build awareness of Generosity and experience how easy it is to give their Gifts of Time, Talent and Words.

Overview:

- "Making Old Friends" explores the rewards inherent in multigenerational relationships in our Community.
- Students find the commonalities between themselves and older generations as they are empowered to empathize with and engage the elderly.
- It teaches Respect and encourages Generosity.
- It helps students discover the core values of Altruism and Consideration.
- It allows students to put into practice all of the concepts of The Learning Unit in the culminating "Making Old Friends" Senior Citizen Interview.

THEMES and CHARACTER SKILLS:

Altruism
Respect
Generosity
Consideration/Kindness
Community
Multigenerational Relationships



The Can-Do Crew

"Making Old Friends"

Leader's Guide

Themes and Character Skills



ALTRUISTIC ALL-STARS
Altruism



ROAD TO RESPECT
Respect



GENEROUS GARDNER
Generosity

ALTRUISTIC ALL-STARS

Discover how being unselfish and showing concern for others makes you an **Altruistic All-Star**. Students engage in optimistic thinking and goal directed behavior as they become socially aware of their **Altruistic All-Star** traits of being kind and helpful in the classroom, at school, at home, and in their community. As students manage their own behaviors and emotions, they are able to make positive constructive choices.

THE ROAD OF RESPECT

Riding **The Road of Respect**, students learn to honor and hold in high esteem others as well as care about their well being and feelings. Students engage in interactive games and self expression to broaden their relationship skills and heighten both their self-awareness and social awareness.

GENEROUS GARDNER

As students develop into **Generous Gardeners**, they hone their self awareness, social awareness and personal relationship skills. Through interactive games and self-expression students gain an understanding of **Generosity** by thinking about others, wanting to help, being kind and caring and making someone happy. Students experience how to give their gifts of Time, Talent and Words in relevant, age appropriate role play.

The Can-Do Crew

"Making Old Friends"

Leader's Guide

Themes and Character Skills



CONSIDERATION
KINDNESS



MULTIGENERATIONAL RELATIONSHIPS
COMMUNITY

KINDNESS KID

Teaching students to be **Kind** and **Considerate** leads them on the crucial path to becoming caring and compassionate global citizens in their **Community**.

A critical element to this is to understand and embrace the benefits of **Multigenerational Relationships** on their lives.

Students discover the commonalities between themselves and older generations as they are empowered to empathize with and engage the elderly.

The essential positive skills of **Empathy**, **Respect**, **Altruism** and **Generosity** are also modeled in this Unit.

CONSIDERATION & KINDNESS

A **Kindness Kid** is **Considerate**. Students become "**Can-Do Caring Citizens**" through eye-opening experiential learning as they See, Hear and Move through an elderly person's world. Students become self-aware and gain an understanding of other's perspectives and how they can effectively relate to them. Their social awareness increases and their healthy relationship skills improve as students imagine how their Good Deeds will have a positive effect on those around them.

MULTIGENERATIONAL RELATIONSHIPS COMMUNITY

Students explore the importance of **Multigenerational Relationships** and the reciprocal benefits that are derived from them. As they apply their **Kindness** and **Consideration** skills, students experience through interactive games the rewards inherent in **Multigenerational Relationships** in their lives at school, at home and in their **Community**. Students' self-awareness, social awareness and relationship skills are put to task as they have the valuable opportunity to interview someone from another generation.

The Can-Do Crew

"Making Old Friends"

Leader's Guide



Expectations

- We expect that students will know very little, if anything, about the topics that we will be introducing.
- Please do not be dismayed that they may struggle at the beginning and may not know all the words and the answers. That's okay.
- What is great is that they will learn everything they need to know through our Curriculum.
- Each lesson builds upon the next and we continuously discuss and develop the major concepts and vocabulary.
- Each lesson contains a vocabulary review game to assist the student in understanding and learning the World Changing Words.
- In the end, you will be amazed how much better everyone understands and implements the concepts!
- We have suggested time frames for the various activities. Please adjust the timing for your group as you see fit.



The Can-Do Crew

"Making Old Friends"

Leader's Guide

Advance Preparations

Game Cards

- There is one set of Game Cards for the Unit:
World Changing Word Cards
- Each student will receive their own sets of cards
- The template for these Game Cards are on the following pages.
- World Changing Word (WCW) Cards: Using cardstock make double-sided copies.
- It is your choice to either cut out each of the cards along the guidelines and group them in sets OR have your students do this.
- The WCW Cards will be handed out in Lesson #2





Considerate



Altruistic



Respect



Community



Generosity



Multigenerational



being unselfish and showing concern for others



showing kindness for another person's feelings



a group of people living in the same area



to show honor or esteem for someone



involving people of different generations



freely giving or sharing one's time, talent or words

The Can-Do Crew
"Making Old Friends"
Leader's Guide

Advance Preparations

Readers' Theatre Show Preparation

- In Lesson #9, the students will perform a Readers' Theatre Show: "Making Old Friends!"
- Prior to beginning the Lesson, assign a character part(s) to each student.
 - There are 22 parts. Each character has 3-4 lines.
 - For smaller classes, you may assign one student several parts.
 - For larger classes, you may have several students share the same characters and divide up the lines.
 - Alternatively, if you have a large group of students, it may be beneficial to pair a stronger reader with a weaker one.
- Have the students find their lines throughout the script and highlight them.
- It may be helpful to do a "read-through" to familiarize the students with their lines.
- For the Show, the students will perform one scene "on stage" at a time. This gives everyone the opportunity to be both on stage and in the audience.
- Our Readers' Theatre Show showcases messages of Consideration, Respect, Altruism, Generosity, Community and Multigenerational and provides a fuller understanding of the World Changing Words and reinforces the themes and character skills addressed in the Unit.

The Can-Do Crew

"Making Old Friends"

Leader's Guide

Advance Preparations

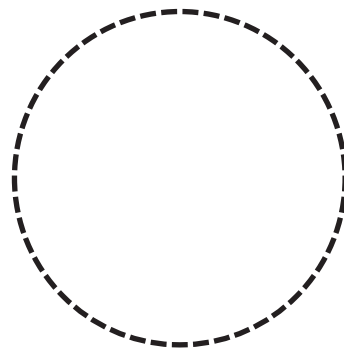
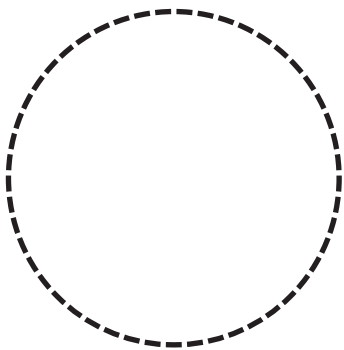
The Can-Do Caring Citizen Aging Exercises!

In Lesson #3, the students will experience how it feels to age using a few aging props (e.g., paper glasses and finger sleeves).

Please either prepare these materials beforehand or have supplies on hand for the students to make them themselves.

Aging glasses:

- Cut out rectangles from construction paper measuring approx. 8 x 2.75 inches.
- Cut out circles for the eyes.
- For Mrs. Green's vision WITH glasses, leave circles uncovered.
- For Mrs. Green's vision WITHOUT glasses, tape a snack size baggie to the rectangles to simulate blurry vision. You also can use a sandwich size baggie and cut it in half or use plastic wrap.



Aging finger sleeves:

- Cut out construction paper approx. 2 x 2.5 inches – 5 per student.
- Tape ends together to make a cylinder.
- Students will place these around each finger and thumb.



The Can-Do Crew
"Making Old Friends"
Leader's Guide
Advance Preparations

"Making Old Friends" Interview Preparation

- In Lesson #10, The Culminating Activity of the "Making Old Friends" Interview requires arrangements to be made before the Unit begins. There are three alternatives to completing this activity. Pick the one that fits best for your group situation:
- 1. Take students on a field trip to a senior center where they can meet and interview senior citizens. Permission slips may be needed beforehand.
- 2. Invite several senior citizens to visit your group. You may need special permission to have external guests.
- 3. If neither of these options is available, students may take the interview sheet home with them, where they may interview an elderly family member, neighbor, or friend.

Certificate of Completion

- Make copies of the Certificate of Completion.
- Fill in each of the students' names on the space provided.
- Hand out after the "Making Old Friends" Interview.

Lesson 1

CAN-DO WELCOME AND "MAKING OLD FRIENDS" STORY

Approximate
Time Frame

- The Can-Do Crew and You
- The Can-Do Code

Project on screen, read aloud and follow directions

3-4 minutes

- Read "Making Old Friends"
- Let's Talk About The Story

Project on screen, read aloud and follow directions

15-20 minutes



The Can-Do Crew and You

We know that even **ONE** person
can make a big difference in the world...
by caring,
by finding ways to help,
and by doing good deeds.

It is **FUN, EASY** and **EVERYBODY** can do it!

Do **YOU** care about other people?

If you do, stand up

Do **YOU** help those in need?

Stand up and tap your head

Do **YOU** do acts of kindness for others?

Stand up, tap your head and stand on one foot.

Do **YOU** think you can Make a Difference in the world?

Stand up, tap your head, stand on one foot and hop
all at the same time

Let's Shout out our Motto:



**We can
make the
world better!**



Welcome to The Can-Do Crew!

Let's read aloud together:

We are The Can-Do Crew!

We live by

The Can-Do Code:

When we are saying things,
We are Mindful and Kind
Let's stand up, tap our heads and smile

When we are doing things,
We Show Respect and Compassion
Let's stand up, salute then touch our hearts

Because our actions affect others,
We are Considerate and Purposeful
Let's stand up, open our arms wide and march in place

We can make the world better!



Read aloud the story, "Making Old Friends".
Listen for the rhyming words.

Making Old Friends

with the
CAN-DO CREW

by Kiki Stew



Making Old Friends



What do you think
That I can do
To make the world better
For me and for you?

I am just a kid
Who looks around
And see lots of ideas
Waiting to be found.

I have a nice neighbor.
Her name is Mrs. Green.
She is the oldest person
That I have ever seen!



She lives all alone.
Her kids moved away.
Lately I have noticed
She stays in all day.

So I came up with a plan
That would be a good deed.
I asked Dad if I could see
What Mrs. Green might need.

Then I called her and said
"Hi, I live down the street,
My name is Bradley,
Would you like to meet?"



What do you think
that I can do
to make the world better
for me and for you?



She said, "Yes, please come over"
And met me at the door
With a big tray of cookies.
She had one; I had four!

She said she had been
A teacher in school.
The same one I go to.
Wow, that is really cool!

Then she told me a secret.
She said she would enjoy
Teaching reading again
To a girl or a boy.



So once a week I walk
To Mrs. Green's home
And she and I work
On a story or a poem.

She always takes time
No matter the day
To answer my questions
And also to play.




Sometimes her cat
Who is named Mr. Rover
Sits down on our game
And we have to start over!

Mrs. Green helps me read
And I help her, too
With some of the things
She finds hard to do.



Once a week I take out
Mrs. Green's garbage pail
And whenever I visit
I bring in her mail.

When her kitty meows
I know just what to do.
I say, "Please, Mrs. Green,
May I feed Rover for you?"



Afterwards we eat cookies,
I more than she
And we talk about her
And we talk about me.



We both like to read
And going outside
But Mrs. Green stays in
Unless she has a ride.



It is hard for her to walk
Very far anymore.
So she looks out her window
At the world past her door.

She says when I visit
I bring the world with me.
Funny stories and songs
Make her feel less lonely.

I am sad just to think
That Mrs. Green is alone
So if I cannot come over
I call her on the phone.

Every Sunday a van
Shows up at her door
And takes Mrs. Green
To the grocery store.



But last weekend it snowed
And I did not know how
The van would get through
Where it had not been plowed.

So I called up my friends
And last Saturday
The Can-Do Crew shoveled
Mrs. Green's driveway.

We all worked together
And shoveled with speed.
It made us feel happy
To do a good deed.

Mrs. Green would look out
Every once in a while
And we knew she was pleased
By the size of her smile.



When she saw what we had done,
Her thanks would not end.
But I told her, "No big deal,
After all, you are our friend!"

I can make a big difference
Just little old me
By keeping my eyes open
For others in need.

With love in my heart
And one good idea or two,
I can make the world better
For me and for you!

Leader's Guide

For each question, choose **ALL** of the correct answers.
There may be more than one correct answer for each question.
All of the answers can be found in the story!

1. Why does Bradley first decide to visit Mrs. Green?

- a. He notices she stays in all day
- b. He knows she has a cat named Mr. Rover
- c. He comes up with a good deed plan
- d. He wants to see what Mrs. Green might need



Who could **YOU** visit who is as old as Mrs. Green and why?

2. What would Mrs. Green really enjoy doing again?

- a. Ride a bicycle
- b. Make a snowman
- c. Teach reading to a boy or a girl
- d. Go to Disneyland



What do **YOU** think your "old friend" would like to do again?

3. What do Mrs. Green and Bradley enjoy doing together for fun?

- a. Talking about each other
- b. Playing games
- c. Working on a story or a poem
- d. Eating cookies



What could **YOU** and your "old friend" do for fun?

Leader's Guide (page 2)

A good deed is a kind act that one person does for another.

4. What good deeds does Bradley do for Mrs. Green?

- a. He takes out her garbage pail
- b. He brings in her mail
- c. He feeds Mr. Rover
- d. He calls his friends to help shovel her driveway



What good deeds could YOU do for your "old friend"?

5. How does Bradley help Mrs. Green feel less lonely?

- a. He comes to visit
- b. He brings funny stories and songs
- c. He plays in the snow
- d. He calls her on the phone




What could YOU do to make your "old friend" less lonely?

6. What does Bradley do to make sure the grocery van can get through?

- a. He eats cookies with Mrs. Green
- b. He goes sledding with his friends
- c. Bradley and his friends shovel Mrs. Green's driveway
- d. He plays with Mr. Rover

How could YOU and your friends help out an "old friend"?



The Can-Do Crew "Making Old Friends"
Let's Talk About the Story

For each question, choose **ALL** of the correct answers.
There may be more than one correct answer for each question.
All of the answers can be found in the story!

1. Why does Bradley first decide to visit Mrs. Green?
- a. He notices she stays in all day
 - b. He knows she has a cat named Mr. Rover
 - c. He comes up with a good deed plan
 - d. He wants to see what Mrs. Green might need



Who could **YOU** visit who is
as old as Mrs. Green and why?



2. What would Mrs. Green really enjoy doing again?
- a. Ride a bicycle
 - b. Make a snowman
 - c. Teach reading to a boy or a girl
 - d. Go to Disneyland

What do **YOU** think your "old friend"
would like to do again?

3. What do Mrs. Green and Bradley enjoy doing together for fun?
- a. Talking about each other
 - b. Playing games
 - c. Working on a story or a poem
 - d. Eating cookies



What could **YOU** and your
"old friend" do for fun?

A good deed is a kind act that one person does for another.

4. What good deeds does Bradley do for Mrs. Green?
- He takes out her garbage pail
 - He brings in her mail
 - He feeds Mr. Rover
 - He calls his friends to help shovel her driveway



What good deeds could YOU do for your "old friend"?


5. How does Bradley help Mrs. Green feel less lonely?
- He comes to visit
 - He brings funny stories and songs
 - He plays in the snow
 - He calls her on the phone



What could YOU do to make your "old friend" less lonely?

6. What do Bradley do to make sure the grocery van can get through?
- He eats cookies with Mrs. Green
 - He goes sledding with his friends
 - Bradley and his friends shovel Mrs. Green's driveway
 - He plays with Mr. Rover

How could YOU and your friends help out an "old friend"?



Lesson 2

THE CAN-DO PATH

Approximate
Time Frame

- **Can-Do Code**
Project on screen, read aloud and follow directions 1-2 minutes
- **Our Can-Do Code Path**
Project on screen, read aloud and follow directions 1-2 minutes
- **World Changing Words Treasure Map**
Project on screen, read aloud and follow directions 1-2 minutes
- **Key Cove**
Project on screen, read aloud and follow directions 1-2 minutes
- **Discovery Island**
Project on screen, read aloud and follow directions 1-2 minutes
- **Signal Mountain**
Project on screen, read aloud and follow directions 1-2 minutes
- **Card Cave**
Hand out and follow directions 4-5 minutes
- **Linking Lake**
Project on screen or hand out copies and follow directions 5-10 minutes
- **Connection Woods**
Project on screen or hand out copies and follow directions 5-10 minutes
- **Put it together Falls**
Project on screen or hand out copies and follow directions 5-10 minutes
- **Word Search Swamp**
Project on screen or hand out copies and follow directions 5-10 minutes
- **Super Crew World Changers**
Project on screen, read aloud and follow directions 1-2 minutes

Let's read aloud together:

We are The Can-Do Crew!

We live by

The Can-Do Code:

When we are saying things,
We are Mindful and Kind
Let's stand up, tap our heads and smile

When we are doing things,
We Show Respect and Compassion
Let's stand up, salute then touch our hearts

Because our actions affect others,
We are Considerate and Purposeful
Let's stand up, open our arms wide and march in place

We can make the world better!



Our **Can-Do Code** Path

leads us to a

Treasure Trunk

of

World Changing Words



When we open our

"Making Old Friends" **Treasure Trunk**,

we will uncover

6 Powerful, Mighty and Amazing

World Changing Words

We call them **WCW**.

Now, stand up strong and tall.

Put your fists on your hips and shout:



We will

Learn these words!

Understand their meanings!

Use them everyday!

We will be

Super Crew World Changers!



How do we get started?

We need a **WCW Treasure Map**, of course!

Let's go on our **Treasure Hunt!**

Our **WCW Treasure Map** is our guide to becoming
Super Crew World Changers.

Our quest has many fun games and activities!
Let's trace our steps along the way and say together
the name of each place.

Start

Key Cove



Discovery Island



Signal Mountain



Card Cave



Linking Lake



Connection Woods

Put It All Together Falls



Word Search Swamp



Super Crew World Changers

We Can Make The World Better!

Key Cove



Start

Let's begin our **WCW** Treasure Hunt.

The Key to opening the
Treasure Trunk of World Changing Words is

The Can-Do Code:

Let's say it together:

When we are saying things,
We are Mindful and Kind
Let's stand up, tap our heads and smile

When we are doing things,
We Show Respect and Compassion
Let's stand up, salute then touch our hearts

Because our actions affect others,
We are Considerate and Purposeful
Let's stand up, open our arms wide and march in place

Now that we have
the **Key**,
let's find the
WCW Treasure Trunk
on our Quest to be
Super Crew
World Changers!



Discovery Island



Let's open the "Making Old Friends"
Treasure Trunk of **World Changing Words!**
Read aloud each **WCW** and its definition.

Considerate

showing kindness for
another person's feelings

Altruistic

being unselfish and
showing concern for others

Respect

to show honor or esteem
for someone

Community

a group of people living
in the same area

Multigenerational

involving people of different
generations

Generosity

freely giving or sharing one's
time, talent or words



Let's go to our next stop,
Signal Mountain!

Signal Mountain



Each **World Changing Word** has its own **Gesture Signal**.
This **Gesture** will help you remember what the word means.
Say the **WCW**, pantomime the **Gesture** and think of the definition.



Considerate
like you are opening
a door



Respect
give a salute



Generosity
hands start at chest
and then out in
front of you



Multigenerational
move your hand at three
different heights



Altruistic
hands on hips and
shake head "yes"



Community
start with arms out
and come together
in front of you




Card Cave


Let's now head into Card Cave where we will find the **WCWs**, their **Definitions** and **Gesture Signals** all in one place!

World Changing Words Cards

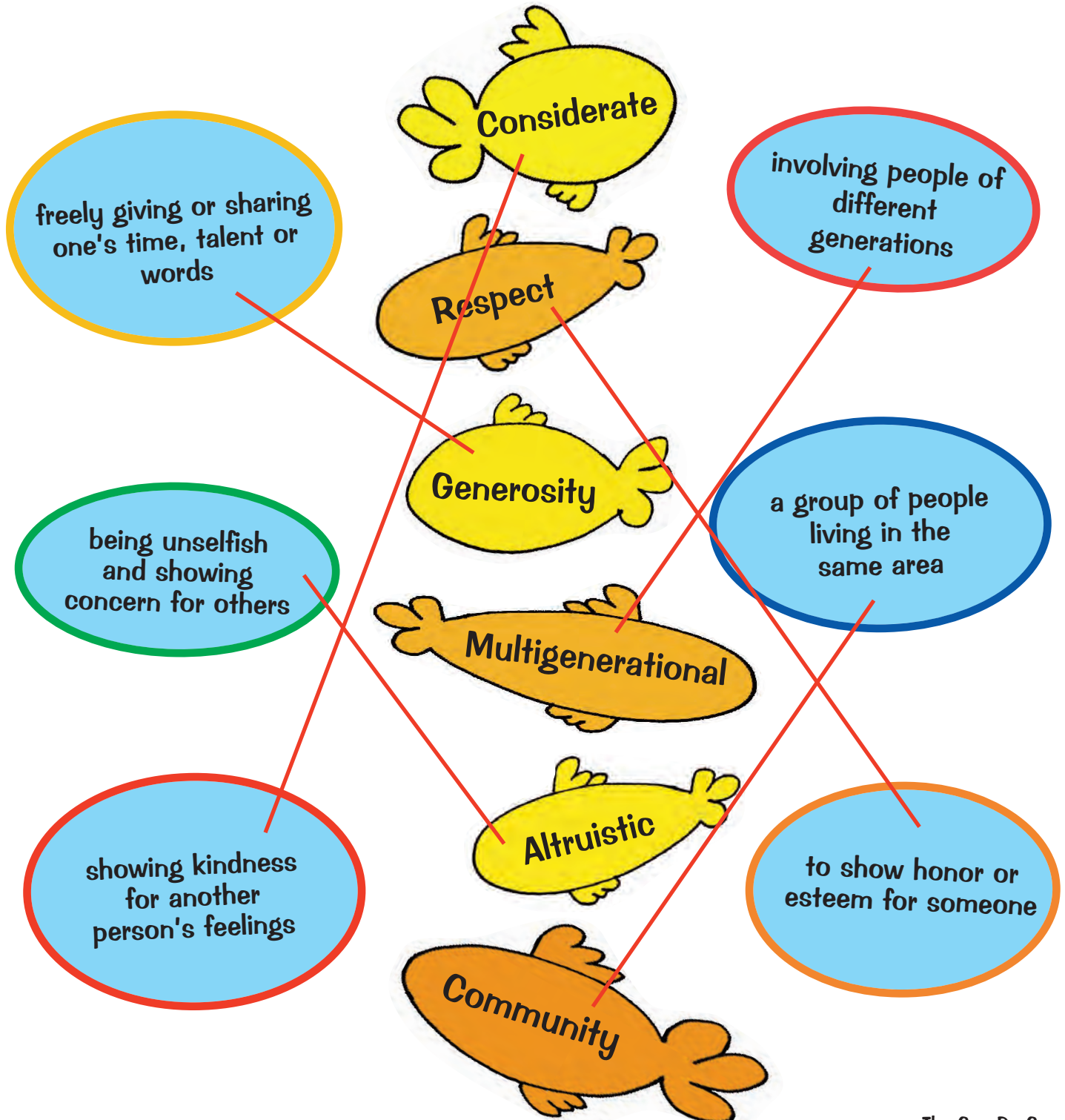
1. Cut out each **WCW** Card
2. Write your name or initials on each card
3. Use them for the "Making Old Friends" World Changing Word Games




Linking Lake Leader's Guide



Link each **World Changing Word** with its **definition**.
Spread your **WCW** cards out in front of you.
Make the **Signal Gesture** for each word.
Draw a line connecting the **WCW** and its **definition** together.



Linking Lake



Link each **World Changing Word** with its **definition**.

Spread your **WCW** cards out in front of you.

Make the **Signal Gesture** for each word.

Draw a line connecting the **WCW** and its **definition** together.

freely giving or sharing
one's time, talent or
words

Considerate

involving people of
different
generations

Respect

being unselfish
and showing
concern for others

Generosity

a group of people
living in the
same area

Multigenerational

showing kindness
for another
person's feelings

Altruistic

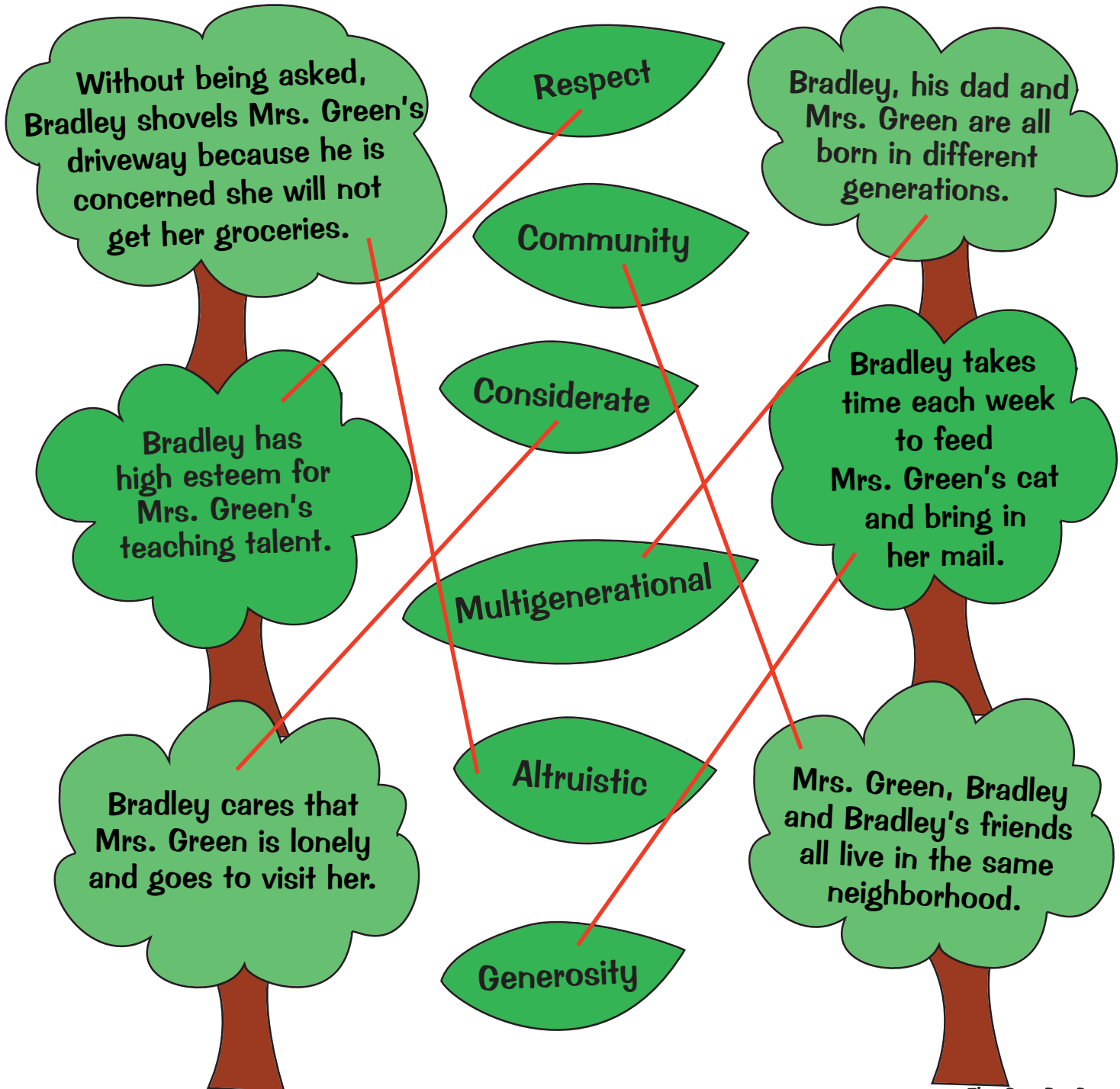
to show honor or
esteem for someone

Community



**Connection
Woods
Leader's Guide**

Connect each **World Changing Word** with its **example**.
This connection will give you a better idea of how to use each word.
Spread your **WCW** cards out in front of you.
Make the Gesture Signal for the **WCW**.
Draw a line connecting the **WCW** and its **example** together.





Connection Woods

Connect each **World Changing Word** with its **example**.
This connection will give you a better idea of how to use each word.
Spread your **WCW** cards out in front of you.
Make the Gesture Signal for the **WCW**.
Draw a line connecting the **WCW** and its **example** together.

Without being asked, Bradley shovels Mrs. Green's driveway because he is concerned she will not get her groceries.

Respect

Bradley, his dad and Mrs. Green are all born in different generations.

Community

Bradley has high esteem for Mrs. Green's teaching talent.

Considerate

Bradley takes time each week to feed Mrs. Green's cat and bring in her mail.

Multigenerational

Bradley cares that Mrs. Green is lonely and goes to visit her.

Altruistic

Mrs. Green, Bradley and Bradley's friends all live in the same neighborhood.

Generosity



Put It All Together Falls

Leader's Guide



World Changing Word Game #1

- Spread the WCW Cards out in front of you with the Word facing up.
- Read each sentence.
 - Hold up the correct **WCW Card**.
 - Make the **Gesture Signal**.
 - Write the **WCW** on the line.

1. Mrs. Green tutors Bradley for an hour each week when he comes over to visit.

Mrs. Green is Generous with her time and talent.

2. Mrs. Green, Bradley and his friends live in the same neighborhood.

They are all in the same Community.

3. Bradley thinks Mrs. Green is one of the best teachers in the whole world.

Bradley Respects Mrs. Green.

4. Instead of playing in the snow, Bradley shovels Mrs. Green's driveway.

Bradley is being unselfish and Altruistic.

5. Bradley cares about Mrs. Green's feelings and comes to visit her.

Bradley is being Considerate.

6. Bradley, his Dad and Mrs. Green get together in her front yard.

This is a Multigenerational gathering.



Put It All Together Falls

World Changing Word Game #1



- Spread the WCW Cards out in front of you with the Word facing up.
- Read each sentence.
 - Hold up the correct **WCW Card**.
 - Make the **Gesture Signal**.
 - Write the **WCW** on the line.

1. Mrs. Green tutors Bradley for an hour each week when he comes over to visit.

Mrs. Green is _____ with her time and talent.

2. Mrs. Green, Bradley and his friends live in the same neighborhood.

They are all in the same _____.

3. Bradley thinks Mrs. Green is one of the best teachers in the whole world.

Bradley _____ Mrs. Green.

4. Instead of playing in the snow, Bradley shovels Mrs. Green's driveway.

Bradley is being unselfish and _____.

5. Bradley cares about Mrs. Green's feelings and comes to visit her.

Bradley is being _____.

6. Bradley, his Dad and Mrs. Green get together in her front yard.

This is a _____ gathering.

Word Search Swamp

Leader's Guide



Be generous ~ your talent and time you will share

You will grow, you will learn,
and most of all you will care!

Give a smile, say hello, show respect, be kind

When you do all of this,
an old friend is what you will find!

The Crew is looking for these hidden words
in the puzzle below.

Generous	Talent	Time	Care
Smile	Respect	Kind	Old
Friend	Altruistic	Considerate	

Please help them find these hidden words.

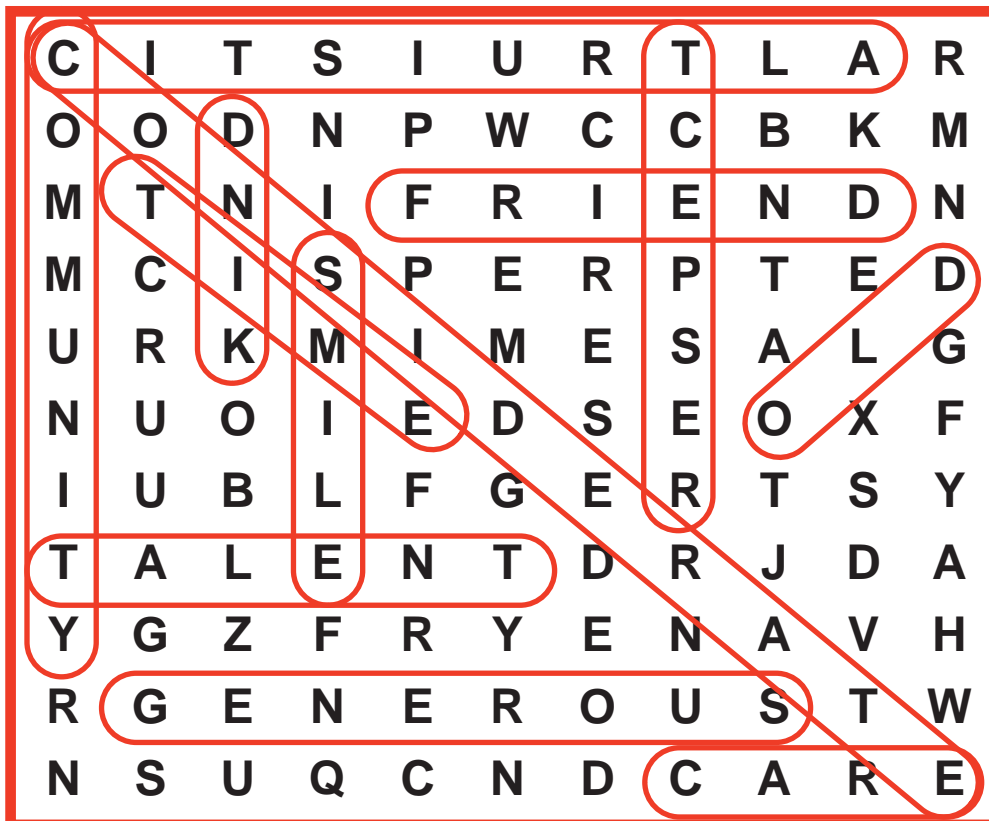
Be aware, the words can be horizontal, vertical, or diagonal.

They can be written frontward or backward!

Circle each word when you find it.

Then check it off on your list.

Let's search.



Word Search Swamp



Be generous ~ your talent and time you will share
You will grow, you will learn,
and most of all you will care!

Give a smile, say hello, show respect, be kind
When you do all of this,
an old friend is what you will find!

The Crew is looking for these hidden words
in the puzzle below.

Generous	Talent	Time	Care
Smile	Respect	Kind	Old
Friend	Altruistic	Considerate	Community

Please help them find these hidden words.
Be aware, the words can be horizontal, vertical, or diagonal.
They can be written forward or backward!
Circle each word when you find it.
Then check it off on your list.
Let's search.

C	I	T	S	I	U	R	T	L	A	R
O	O	D	N	P	W	C	C	B	K	M
M	T	N	I	F	R	I	E	N	D	N
M	C	I	S	P	E	R	P	T	E	D
U	R	K	M	I	M	E	S	A	L	G
N	U	O	I	E	D	S	E	O	X	F
I	U	B	L	F	G	E	R	T	S	Y
T	A	L	E	N	T	D	R	J	D	A
Y	G	Z	F	R	Y	E	N	A	V	H
R	G	E	N	E	R	O	U	S	T	W
N	S	U	Q	C	N	D	C	A	R	E



We are now



Super Crew World Changers



Show your **POWER**
Say the **WCW**
Signal the **Gesture**
Make the World Better!

I show
Respect!



I show
Generosity!



I am
Altruistic!



I live in a
Community!

I am
Considerate!



My Community is
Multigenerational!



Lesson 3



EXPERIENTIAL LEARNING - CONSIDERATION IN OUR COMMUNITY



Approximate Time Frame

- **The Can-Do Code**
Project on screen, read aloud and follow directions 1-2 minutes
- **I am Considerate - Definition, Gesture and Example**
- **Let's be Kind and Considerate Super Crew World Changers**
Project on screen, read aloud and follow directions 4-5 minutes
- **How does it feel to be as old as Mrs. Green?**
- **The Can-Do Caring Citizen Aging Exercises:
Seeing, Hearing, Moving**
Project on screen and follow directions
Supply paper, scissors and plastic wrap as directed 30-40 minutes
- **The Can-Do Caring Citizen
Doing Good Deeds in our Community**
Project on screen or print page and follow directions 10-15 minutes
- **WCW Treasure Trunk and Game #2**
Project on screen or print page and follow directions 5-10 minutes

Let's read aloud together:

We are The Can-Do Crew!

We live by

The Can-Do Code:

When we are saying things,
We are Mindful and Kind
Let's stand up, tap our heads and smile

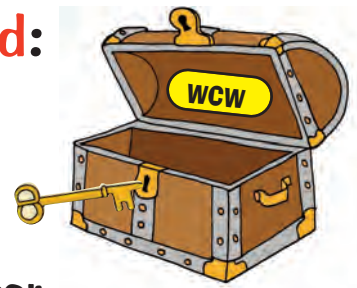
When we are doing things,
We Show Respect and Compassion
Let's stand up, salute then touch our hearts

Because our actions affect others,
We are Considerate and Purposeful
Let's stand up, open our arms wide and march in place

We can make the world better!




Here is our **World Changing Word**:



Considerate

Let's discover it's meaning and how we use it to make the world better.

Considerate
showing **kindness** for
another person's feelings




I am
Considerate!

Bradley cares that
Mrs. Green is
lonely
and goes to visit



To help you remember what
Considerate means,
make this **Gesture**:



Move your hand
like you are opening
a door
to show you are helping

Let's Be



KIND and CONSIDERATE Super Crew World Changers



Here are some ways to be **Kind and Considerate**:

Bradley cares about his elderly neighbor Mrs. Green's feelings of loneliness and comes to visit her.

Why is Bradley **CONSIDERATE**?

When his little brother Jack gets frustrated putting together the puzzle, Jamal pulls up a chair and says, "let's do it together."

How is Jamal being **KIND**?

When visiting her Aunt at the Senior Center, Angela always stops and asks the other residents how they are doing.

What does Angela do to be **CONSIDERATE**?

Show your **Super Crew World Changing POWER!**

1. Say the World Changing Word

I am
Considerate!

3. Signal its Gesture

Move your hand
like you are opening
a door

to show you are helping



2. Give its Meaning

Considerate means
showing **kindness**
for another
person's feelings

4. Tell **YOUR** way to
be **CONSIDERATE!**



How does it feel to be as old as Mrs. Green?

Let's meet Mrs. Green

"She is the oldest person that I have ever seen"



Mrs. Green

Bradley's Elderly Neighbor
Retired School Teacher
Bradley's Older Friend

Mrs. Green is a **Senior Citizen**.
She is an elderly person,
who is retired.

Mrs. Green, like many **Senior Citizens**,
has physically changed
as she has grown older.

Her sight became
less clear



She wears Glasses

She began to lose
her hearing



She uses a
Hearing Aid

Her bones and muscles
became weaker



She walks
with a Cane

Who do you know that is
"the oldest person" you have ever seen?

Stand up and pretend that you are as old as this person.

Let's find out how it **REALLY** feels to be as **old** as Mrs. Green.

I am a
CDCC!



To find out, it is time for
**The Can-Do Caring Citizen
Aging Exercises!**

I am a
CDCC, too!



A Can-Do Caring Citizen (CDCC) is:
Considerate about another person's feelings
and does **Good Deeds**.

A **Good Deed** is a kind act that one person does for another.

Earn an **Aging Award**
when you complete each
CDCC Aging Exercise

Earn all 3 **CDCC Aging Awards** to
become a **Can-Do Caring Citizen!**



You will **"SEE"** the world
through Mrs. Green's **EYES!**

You will **"HEAR"** the world
through Mrs. Green's **EARS!**



You will **"MOVE"** through the world
like Mrs. Green!



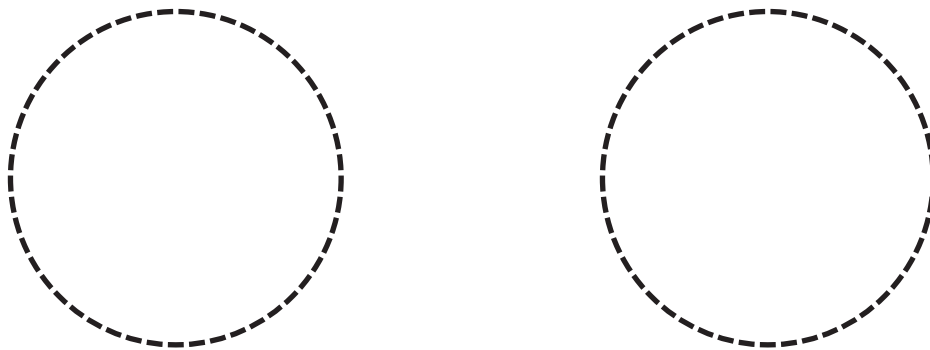
Let's Start Aging!

The Can-Do Caring Citizen Aging Exercises! Leader's Guide

The students will now experience how it feels to age using a few aging props (e.g., paper glasses and finger sleeves). Please either prepare these materials beforehand or have supplies on hand for the students to make them themselves.

Aging glasses:

- Cut out rectangles from construction paper measuring approx. 8 x 2.75 inches.
- Cut out circles for the eyes.
- For Mrs. Green's vision WITH glasses, leave circles uncovered.
- For Mrs. Green's vision WITHOUT glasses, tape a snack size baggie to the rectangles to simulate blurry vision. You also can use a sandwich size baggie and cut it in half or use plastic wrap.



Aging finger sleeves:

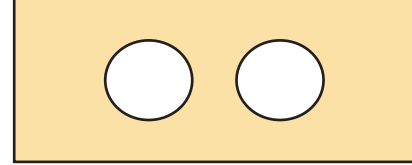
- Cut out construction paper approx. 2 x 2.5 inches – 5 per student.
- Tape ends together to make a cylinder.
- Students will place these around each finger and thumb.





CDCC SEEING Exercises: Let's "SEE" the world through Mrs. Green's EYES!

We will have 2 paper glasses.
They will be rectangles with
cut out circles for eyes.



1. How does Mrs. Green SEE **WITH** her glasses?

- Hold up the rectangle to your eyes
- Now read the following line:

We can see clearly with Mrs. Green's glasses on.

2. How does Mrs. Green SEE **WITHOUT** her glasses?

- Tape a snack size baggie to the rectangle to cover the eye holes. These are your **Blurry** glasses.
- Hold up your **Blurry** glasses to your eyes.
- Now try to read the following line:

Everything is blurry and hard to read without Mrs. Green's glasses.

3. How does Mrs. Green SEE what is next to her?

- Take both hands and make circles around your eyes.
- Try to see the person next to you without moving your head.
- Now try to read the following line:

It is hard for Mrs. Green to see things next to her.

Good Deeds in our Community
How can **YOU** help an older friend
who has problems **SEEING**?
Write down what you would do:



Have you earned
your first
CDCC Aging Award?

If you have,
check the box



CDCC HEARING Exercises:
Let's **"HEAR"** the world through Mrs. Green's **EARS!**

Do these exercises with a partner.
One will be **Partner A** and one will be **Partner B**.

1. How does Mrs. Green **HEAR WITH** her hearing aid?

- **Partner A:** whisper the following line to **Partner B:**

Can you hear me clearly with your hearing aid?

- **Now, Partner B:** answer **Partner A's** question.

2. How does Mrs. Green **HEAR WITHOUT** her hearing aid?

- **Partner A:** Cover your ears tightly

- **Partner B:** Whisper the following line to **Partner A**

Is it hard to hear me without your hearing aid?

- **Now, Partner A:** Answer **Partner B's** question.

3. How does Mrs. Green **HEAR** when people speak very fast?

- **Partner B:** Cover your ears tightly

- **Partner A:** Read the following line very quickly and quietly to **Partner B:**

It is hard to hear when people talk fast

- **Now, Partner B:** Repeat the line back to **Partner A**

- If you cannot, have **Partner A** repeat it again a little slower

Good Deeds in our Community
How can **YOU** help an older friend
who has problems **HEARING?**
Write down what you would do:



Have you earned
your second
CDCC Aging Award?

If you have,
check the box



CDCC MOVING Exercises:
Let's **"MOVE"** through the world like Mrs. Green!

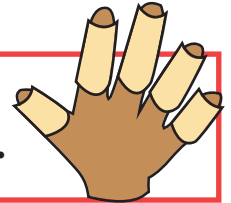


1. How does Mrs. Green **MOVE** her hands?

- First, let us see how **YOU** move your hands
- Using only one hand, pick up a pencil and write your name



Next, we will have finger sleeves.
Put one sleeve on each finger and one on the thumb.



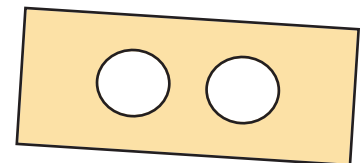
- Now, using only one hand, pick up a pencil and write your name

2. How does Mrs. Green **MOVE** her feet?

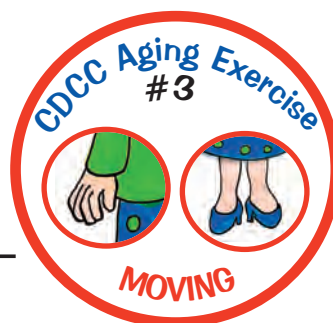
- First, let us see how **YOU** move your feet
- Stand up and walk across the room
- Next, put your shoes on the opposite feet and walk across the room.
- Now, do it again **WITHOUT** lifting your feet.

3. How does Mrs. Green **MOVE WITHOUT** wearing her glasses?

- With your shoes still on the opposite feet, put on your **Blurry** glasses and walk around the room **WITHOUT** lifting your feet.



Good Deeds in our Community
How can **YOU** help an older friend who has problems **MOVING**?
Write down what you would do:



Have you earned your **THIRD** CDCC Aging Award?

If you have, check the box

Can-Do Caring Citizen

Doing Good Deeds in your Community



1. Pick one of your **Good Deed** ideas from the **CDCC Aging Exercises**.
2. Draw a picture of you doing your **Good Deed** for your older friend.
3. Write a speech balloon of what **YOU** would say.
4. Write a speech balloon of what your older friend would say to you.



Treasure Trunk of **WORLD CHANGING WORDS**

In order to become Super Crew World Changers,
we have to know all of the **WCW**.
Read the words, their definitions and make their **Signal Gestures**.



Considerate

showing kindness for
another person's feelings



Respect

to show honor or esteem
for someone



Multigenerational

involving people of different
generations



Generosity

freely giving or sharing one's
time, talent or words



Altruistic

being unselfish and
showing concern for others



Community

a group of people living
in the same area

World Changing Word Game #2

Leader's Guide

Hold up the correct **WCW Card** for each sentence.
Make the **Gesture Signal**.
Then write the **WCW** on the line.



1. After school, Angela donates her time and talent helping cook meals in the Senior Center's kitchen

Angela is Generous with her time and cooking talent.

2. When at the Senior Center, Angela always stops and asks the residents how they are doing.

Angela is Considerate about the residents' feelings.

3. Angela thinks Mr. Jones does the best job running the Senior Center.

Angela Respects Mr. Jones.

4. Angela, Mr. Jones and the residents all gather together in the dining room.

Angela, Mr. Jones and the Senior Center residents have a Multigenerational gathering.

5. Angela lives in the same neighborhood as the Senior Center.

Angela and the residents all live in the same Community.

6. Angela likes helping the residents and without being asked she holds open the doors for everyone.

Angela is Altruistic.

World Changing Word Game #2

Hold up the correct **WCW Card** for each sentence.

Make the **Gesture Signal**.

Then write the **WCW** on the line.



1. After school, Angela donates her time and talent helping cook meals in the Senior Center's kitchen

Angela is _____ with her time and cooking talent.

2. When at the Senior Center, Angela always stops and asks the residents how they are doing.

Angela is _____ about the residents' feelings.

3. Angela thinks Mr. Jones does the best job running the Senior Center.

Angela _____ Mr. Jones.

4. Angela, Mr. Jones and the residents all gather together in the dining room.

Angela, Mr. Jones and the Senior Center residents have a
_____ gathering.

5. Angela lives in the same neighborhood as the Senior Center.

Angela and the residents all live in the same _____.

6. Angela likes helping the residents and without being asked she holds open the doors for everyone.

Angela is _____.

Lesson 4

MULTIGENERATIONAL

Approximate
Time Frame

- Can-Do Code

Project on screen, read aloud and follow directions

1-2 minutes

- I am Multigenerational - Definition, Gesture and Example

- Let's be Multigenerational Super Crew World Changers

Project on screen, read aloud and follow directions

4-5 minutes

- Our Can-Do Crew Community is Multigenerational

- Multigenerational Building Blocks

Project on screen or print page and follow directions

5-7 minutes

- Sort, Stack and Scramble!

Invention Building Blocks Game

Beforehand, make copies of Inventions pages

Play game individually, in small groups or as one group

Project on screen and follow directions

10-15 minutes

- Multigenerational Word Builder Challenge

Project on screen or print page and follow directions

10-15 minutes



M U L T I G E N E R A T I O N A L

Let's read aloud together:

We are The Can-Do Crew!

We live by

The Can-Do Code:

When we are saying things,
We are Mindful and Kind
Let's stand up, tap our heads and smile

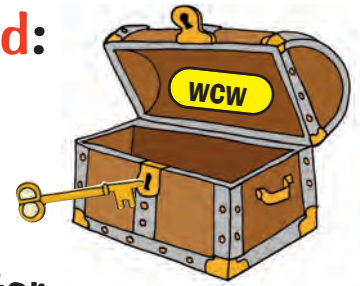
When we are doing things,
We Show Respect and Compassion
Let's stand up, salute then touch our hearts

Because our actions affect others,
We are Considerate and Purposeful
Let's stand up, open our arms wide and march in place

We can make the world better!



Here is our **World Changing Word**:



Multigenerational

Let's discover it's meaning and how we use it to make the world better.

Multigenerational

involving people of different generations

My Community is
Multigenerational

Bradley, his dad and Mrs. Green are all born in different generations.



To help you remember what **Multigenerational** means, make this **Gesture**:

Move your hand
at three different heights
to show the three generations

Let's Be



MULTIGENERATIONAL Super Crew World Changers



Here are some ways we are **Multigenerational**:

The first Saturday of each month, Bella, her Aunt Bertha and her Great Aunt Becky go to the movies together.

What makes this a **MULTIGENERATIONAL** group?

Angela and her elderly neighbor, Mrs. Johnson, play checkers each week.

Who is in a **MULTIGENERATIONAL** relationship?

Dr. Sanchez, along with his daughter and granddaughter came to George's birthday party.

How is George's birthday party **MULTIGENERATIONAL**?

Show your **Super Crew World Changing POWER!**

1. Say the World Changing Word

My community is
Multigenerational

3. Signal its Gesture

Move your hand
at three different heights
to show the three generations



2. Give its Meaning

Multigenerational
means
involving people
of different
generations

4. Tell how YOUR
community is
MULTIGENERATIONAL!

Our Can-Do Crew Community is Multigenerational


What does
Multi mean?



What does
Generation
mean?



What
Generation
are you in?



Multi means
more than one.

A **Generation** is a
group of people
who were born around
the same time.

I am in a different
Generation
than my parents
and grandparents.



Mrs. Green
Senior Citizen
Elderly Neighbor
Older Friend

Generation 1



Bradley's Dad
Parent

Generation 2



Bradley
Child

Generation 3

These are our **Multigenerational** Building Blocks!

Which one do YOU stand on?

Which one does your teacher stand on?



Multigenerational BUILDING BLOCKS

Now it is **YOUR** turn to fill in
YOUR 3 generations of **Building Blocks**

Mrs. Green



Generation

1

Older Friend's
Name

Bradley's Dad



Generation

2

Someone about
20-30 years older
than you

Bradley



Generation

3

Your Name

A family reunion
is a
multigenerational
gathering.



How many
generations
do you see
in this group?

Sort and Stack Scramble!

Invention Building Blocks Game

Leader's Guide

Sort, Stack and Scramble is a creative original game that brings a fresh awareness to inventions, their generations and the concept of time. While helping students perceive and understand the world around them, it encourages critical thinking and problem solving while incorporating small motor skills and visual/spatial learning.

Sort, Stack and Scramble! is versatile and can be used both as an individual teaching strategy or as a group activity which promotes cooperative behaviors.

Beforehand, make copies of "Inventions" page and "Invention Building Block Categories" pages.

The game may be played individually, in small groups or as one group.

Before starting the game, please display the "Sort and Stack Scramble!" page (on the next page). Read the opening lines and follow directions.

Inventions are **Multigenerational**.
They have **Building Blocks**, too!

Example:

Think about typing your name.

First came the **Typewriter**

Next the **Computer**

And then the **Laptop**

Let's have **FUN** **Sorting** through **18 Inventions**
and then **Stacking** them in their **Building Block** order:

1 from **OLDEST** Generation

2 to **MIDDLE** Generation

3 to **YOUNGEST** Generation

To Begin our Game:

1. Cut out the 18 Inventions on the next page
2. Spread them out and think about goes together
3. Sort the Inventions into the 6 Invention categories
4. Stack the Inventions in each category from Oldest to Youngest in the correct Building Blocks

Let's Sort and Stack!

Example

Typing
your name

1



Typewriter

2



Computer

3



Laptop computer

Sort and Stack Scramble!

Invention Building Blocks Game

Inventions are **Multigenerational**.
They have **Building Blocks**, too!

Example:

Think about typing your name.

First came the **Typewriter**

Next the **Computer**

And then the **Laptop**

Let's have **FUN** **Sorting** through **18 Inventions**
and then **Stacking** them in their **Building Block** order:

1 from **OLDEST** Generation

2 to **MIDDLE** Generation

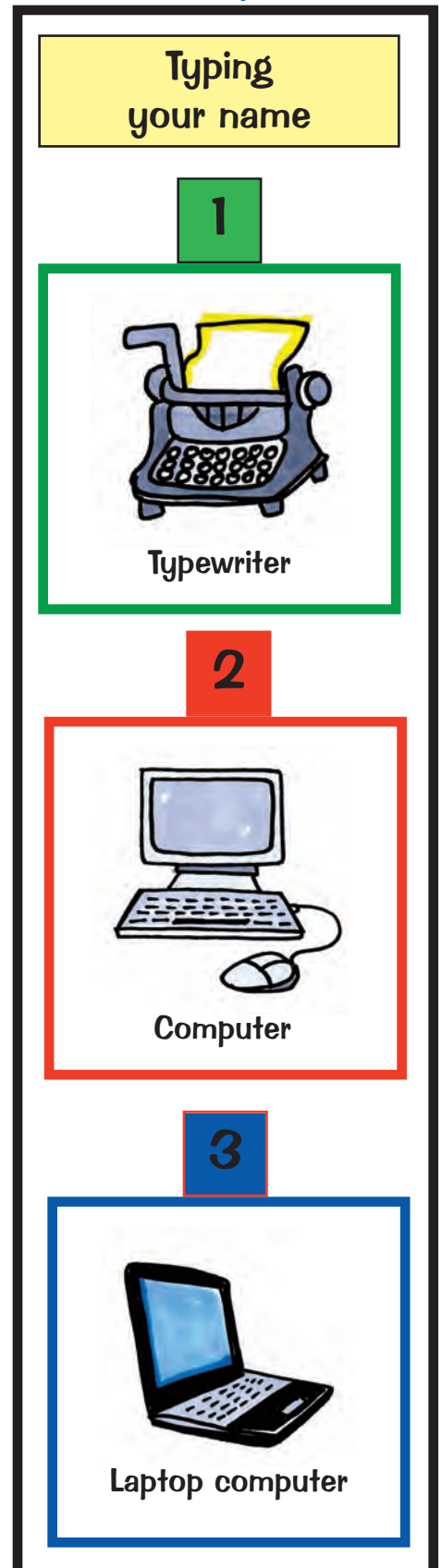
3 to **YOUNGEST** Generation

To Begin our Game:

1. Cut out the 18 Inventions on the next page
2. Spread them out and think about goes together
3. Sort the Inventions into the 6 Invention categories
4. Stack the Inventions in each category from Oldest to Youngest in the correct Building Blocks

Let's Sort and Stack!

Example



Sort and Stack Scramble!

Inventions

Cut out each Invention along the dotted lines

Sort into the
6 Invention
Building Block
Categories



Model-T car



Rotary telephone

Stack from 1-3
Oldest to Youngest
in the correct
Building Blocks



Carriage



Light bulb



Biplane



Black & White
television



Cell phone



Antenna television



Gramophone



Compact fluorescent
light bulb



Candle



Propeller
airplane



Hybrid car



Jet airplane



Record player



Flat screen TV



Candlestick telephone



Music I-pod

Sort and Stack Scramble!

Invention Building Block Categories page 1

Lighting the World

1

2

3

Flying in an Airplane

1

2

3

Listening to Music

1

2

3

Sort and Stack Scramble!

Invention Building Block Categories page 2

Talking on the Phone

1

2

3

Getting the News
and Entertainment

1

2

3

Moving on Wheels

1

2

3

Sort and Stack Scramble!

Leader's Guide

Invention Building Block Categories page 1

Lighting the World

1



Candle

2



Light bulb

3



Compact fluorescent
light bulb

Flying in an Airplane

1



Biplane

2



Propeller
Airplane

3



Jet Airplane

Listening to Music

1



Gramophone

2



Record player

3



Music I-pod

Sort and Stack Scramble!

Leader's Guide

Invention Building Block Categories page 2

Talking on the Phone

1



Candlestick telephone

2



Rotary telephone

3



Cell phone

Getting the News and Entertainment

1



Television

2



Television

3



Flat screen TV

Moving on Wheels

1



Carriage

2



Model-T car

3



Hybrid car

MULTIGENERATIONAL

Word Builder Challenge Leader's Guide

The Can-Do Crew's Word Builder Challenge is an innovative educational tool. Like a Word Hunt, it encourages thinking and problem solving while boosting memory and improving spelling. In addition, the World Builder Challenge incorporates small motor skills and visual/spatial learning.

The Word Builder Challenge is versatile and can be used both as an individual teaching strategy or as a group activity which promotes cooperative behaviors.

1. Cut out the letters of the word Multigenerational at the bottom of the page.
2. Arrange the letters to make words and write them on the lines below.
3. Each word must have at least 3 letters.
4. See how many words you can make.
5. Score your words! See how high your score can go!
3 points for each 3 letter word, 4 points for each 4 letter word,
5 points for each 5 letter word, 6 points for each 6 letter word, etc.

Example:	MAN	3	NATURAL	7
	RATE	4		
	LATER	5		
	GREAT	5		
	NATION	6		



MULTIGENERATIONAL

Word Builder Challenge

1. Cut out the letters of the word Multigenerational at the bottom of the page.
2. Arrange the letters to make words and write them on the lines below.
3. Each word must have at least 3 letters.
4. See how many words you can make.
5. Score your words! See how high your score can go!
3 points for each 3 letter word, 4 points for each 4 letter word,
5 points for each 5 letter word, 6 points for each 6 letter word, etc.

Example: MAN 3

_____	_____
_____	_____
_____	_____
_____	_____
_____	_____
_____	_____
_____	_____
_____	_____
_____	_____
_____	_____

M	U	L	T	I	G
E	N	E	R	A	T
I	O	N	A	L	

Lesson 5

ALTRUISTIC

Approximate
Time Frame

- **Can-Do Code**

Project on screen, read aloud and follow directions

1-2 minutes

- **I am Altruistic - Definition, Gesture and Example**

- **Let's be Altruistic Super Crew World Changers**

Project on screen, read aloud and follow directions

4-5 minutes

- **A Can-Do Kid is...Altruistic**

- **Re-read "Making Old Friends"**

Project on screen, read aloud and discuss

10-12 minutes

- **Think and Act like an Altruistic All-Star!**

Print page and follow directions

5-10 minutes

- **Be an Altruistic All-Star!**

Print page and follow directions

5-10 minutes

- **WCW Treasure Trunk and Game #3**

Project on screen or print page and follow directions

5-10 minutes



Let's read aloud together:

We are The Can-Do Crew!

We live by

The Can-Do Code:

When we are saying things,
We are Mindful and Kind
Let's stand up, tap our heads and smile

When we are doing things,
We Show Respect and Compassion
Let's stand up, salute then touch our hearts

Because our actions affect others,
We are Considerate and Purposeful
Let's stand up, open our arms wide and march in place

We can make the world better!




Here is our **World Changing Word**:



Altruistic

Let's discover it's meaning and how we use it to make the world better.



Altruistic

being unselfish and showing concern for others

I am **Altruistic!**



Without being asked, I helped shovel Mrs. Green's driveway because she could not do it herself.



To help you remember what **Altruistic** means, make this **Gesture**:

Stand up and place your hands on your hips and shake your head "yes" because it's the right thing to care about others and their needs.

Let's Be



Here are some ways to be **ALTRUISTIC**:

Even though George wanted to go and play, he helped Dr. Sanchez sort the supplies at the Clinic.

How is George being **ALTRUISTIC**?

Angela likes helping the residents at the Senior Center. Without being asked, she holds open the doors for everyone.

Why is Angela **ALTRUISTIC**?

Antonio has plans to go to the movies, but instead decides to help his Grandma Ann bake cookies for the charity bake sale.



What makes Antonio **ALTRUISTIC**?

Show your **Super Crew World Changing POWER!**

1. Say the World Changing Word

I am
Altruistic!



2. Give its Meaning

Altruistic means
I am being unselfish
and showing
concern for others

3. Signal its Gesture

Stand up and place your
hands on your hips
and shake your head "yes"

4. Tell **YOUR** way to
be **ALTRUISTIC!**

A Can-Do Crew Kid is...



ALTRUISTIC

being unselfish and
showing concern for others



Can **YOU** be
an **ALTRUISTIC All-Star?**

Definitely!



It's Simple!

Bradley is **unselfish**
when he gives up playing in the snow to help Mrs. Green.
Bradley shows **concern**
when he cares how Mrs. Green will get her groceries
and shovels her driveway.

Let's read aloud "**Making Old Friends**" again
to see how Bradley became an **Altruistic All-Star**
and how **YOU** can too!



Think and Act like an **Altruistic All-Star!**


Altruistic All-Stars do many **Altruistic Acts** in the Classroom, at School, at Home and in the Community.

When **YOU** do **Altruistic Acts**, **YOU** think about others' needs before your own needs.



Let's do some **Altruistic All-Star Acts!**

- Team up with a partner
- Take turns pretending to do these **Altruistic Acts**
- Pick one to act out in front of the entire group



How will **YOU** be an **Altruistic All-Star** in your **Community?**



Be an Altruistic All-Star!



Think of 5 **Altruistic Acts** **YOU** will do to be kind and helpful.

Your **Altruistic Acts** may be for a **family member, classmate and/or someone in your community.**

Write your **Altruistic Acts** on your **Star.** Draw a picture of yourself in the circle!

I am an **Altruistic All-Star!**

Name _____

Treasure Trunk of **WORLD CHANGING WORDS**

In order to become Super Crew World Changers,
we have to know all of the **WCW**.
Read the words, their definitions and make their **Signal Gestures**.



Considerate

showing kindness for
another person's feelings



Respect

to show honor or esteem
for someone



Multigenerational

involving people of different
generations



Generosity

freely giving or sharing one's
time, talent or words



Altruistic

being unselfish and
showing concern for others



Community

a group of people living
in the same area

World Changing Word Game #3

Leader's Guide

Hold up the correct **WCW Card** for each sentence.

Make the **Gesture Signal**.

Then write the **WCW** on the line.



1. Dr. Sanchez's clinic helps the entire neighborhood.

Dr. Sanchez serves the Community.

2. When George is feeling upset that he cannot remember a Spanish word, Dr. Sanchez tells him, "It's okay, just try again."

Dr. Sanchez is Considerate of George's feelings

3. George thinks Dr. Sanchez is the best doctor in the world!

George Respects Mr. Sanchez.

4. Even though George wanted to go and play, he helped Dr. Sanchez sort the supplies at the Clinic.

George is being Altruistic.

5. Dr. Sanchez is fluent in Spanish. He tutors George in Spanish twice a week.

Dr. Sanchez is Generous with his time and talent.

6. Dr. Sanchez, along with his daughter and granddaughter came to George's birthday party.

George's birthday party was a Multigenerational gathering.

World Changing Word Game #3

Hold up the correct **WCW Card** for each sentence.

Make the **Gesture Signal**.

Then write the **WCW** on the line.



1. Dr. Sanchez's clinic helps the entire neighborhood.

Dr. Sanchez serves the _____.

2. When George is feeling upset that he cannot remember a Spanish word, Dr. Sanchez tells him, "It's okay, just try again."

Dr. Sanchez is _____ of George's feelings

3. George thinks Dr. Sanchez is the best doctor in the world!

George _____ Mr. Sanchez.

4. Even though George wanted to go and play, he helped Dr. Sanchez sort the supplies at the Clinic.

George is being _____.

5. Dr. Sanchez is fluent in Spanish. He tutors George in Spanish twice a week.

Dr. Sanchez is _____ with his time and talent.

6. Dr. Sanchez, along with his daughter and granddaughter came to George's birthday party.

George's birthday party was a _____ gathering.

Lesson 6

RESPECT

Approximate
Time Frame

- Can-Do Code

Project on screen, read aloud and follow directions

1-2 minutes

- I have Respect - Definition, Gesture and Example

- Let's be Respectful Super Crew World Changers

Project on screen, read aloud and follow directions

4-5 minutes

- Are you a Guardian of Respect?

- Be a Guardian of Respect

Project on screen, read aloud and follow directions

10-15 minutes

- Ride The Road of Respect Game

Project on screen, read aloud and play

12-15 minutes

- Respect Patrol - Word Search

Project on screen or print page and follow directions

8-10 minutes



Let's read aloud together:

We are The Can-Do Crew!

We live by

The Can-Do Code:

When we are saying things,
We are Mindful and Kind
Let's stand up, tap our heads and smile

When we are doing things,
We Show Respect and Compassion
Let's stand up, salute then touch our hearts

Because our actions affect others,
We are Considerate and Purposeful
Let's stand up, open our arms wide and march in place

We can make the world better!




Here is our **World Changing Word**:





Respect

Let's discover it's meaning and how we use it to make the world better.



Respect

to show honor or esteem for others
as well as care about
their well being and feelings.



I show
Respect!

Bradley has
high esteem for
Mrs. Green's
teaching talent.



To help you remember what
Respect means,
make this **Gesture**:

Give a salute
as a sign of your high esteem

Let's Be



RESPECTFUL Super Crew World Changers



Here are some ways to show **RESPECT**:

Bradley thinks Mrs. Green is one of the best teachers in the whole world.

Why does Bradley **RESPECT** Mrs. Green?

George listens quietly while Sarah is giving her book report.

How does George show **RESPECT** to Sarah?

Angela admires Mr. Jones, the manager of the Senior Center, because he cares so much about the residents.

What does Mr. Jones do to earn Angela's **RESPECT**?

Show your **Super Crew World Changing POWER!**

1. Say the World Changing Word

I show
Respect!

2. Give its Meaning

Respect means
showing honor
or esteem
for others as well as
caring about their well
being and feelings.

3. Signal its Gesture

Give a salute
as a sign of your
high esteem



4. Tell **YOUR** way to
show **RESPECT!**

Are you a Guardian of Respect?



To be a true **Guardian**,
you must always follow **The Road of Respect**

Let's read aloud Our Can-Do Rules of The Road of Respect

Get along with each other

Use good manners

Always treat others the way you
want to be treated

Respect others

Do the right thing

Important to show kindness and
consideration

Accept others for who they are

No bullying

Stop disrespect



Be a Guardian of Respect



- Team up with a partner.
- Pick one of the **Rules of The Road of Respect** and discuss it with your partner.
- Come up with an idea to show this **Rule** in a drawing.
- Be sure to listen to each other and show **Respect** to one another's ideas.
- Draw a picture with you and your partner in it.
- Write a speech balloon of what you would say to one another about the **Rule**.

Ride The Road of Respect Game

Leader's Guide



RESPECT
AHEAD

Ride The Road of Respect Game is a fun active learning experience providing everyday examples of respectful behavior while teaching listening skills and agility.

Using real life situations from home, school and community, students must make responsible decisions between respectful and disrespectful actions in order to Ride The Road of Respect or Fall into The Ditch of Disrespect to become a Guardian of Respect.

To Play: Line up the students side by side in a row going across - this is the Finish line.

Have students take 10 steps **BACKWARDS** - this is the Starting line.

Designate yourself or something in the room as the Finish line.

Read each Guardian of Respect Situation.

Have students respond by a Gesture.

Tell them the steps to take:

FORWARD say "You are riding on The Road of Respect"

BACKWARD say "You are falling into The Ditch of Disrespect"

Before starting the game, please display the
"Ride The Road of Respect Game" page (on the next page).

With all students seated, read the opening lines:

Are YOU riding on The Road of Respect?

OR

Are YOU falling into The Ditch of Disrespect?

For each Guardian of Respect situation:

If you are showing **Respect**,
make the **Respect Gesture** and point to the road ahead.

Then, you may move **FORWARD**

If you are **NOT** showing **Respect**,
cross your hands in front of you
and then put them down towards the floor.

Then you will move **BACKWARD**

Make it to the end of the road and become a

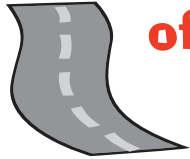
Guardian of Respect!

Let's get started!

Ride The Road of Respect Game



Are YOU riding on
The Road
of Respect?



OR

Are YOU falling into
The Ditch
of Disrespect?



To start:

1. Line up side by side in a row going across
2. Take 10 steps backwards - this is your Starting line
3. Listen to each of the Guardian of Respect situations

For each Guardian of Respect situation:



If you are showing
Respect,
make the **Respect Gesture**
and point to
the road ahead.
Then, you may move
FORWARD



If you are NOT showing
Respect,
cross your hands
in front of you and then
put them down
towards the floor.
Then you will move
BACKWARD



Make it to the end of the road
and become a
Guardian of Respect!

Let's get started!





Leader's Guide Guardians of Respect Situations

1. Saying hello and smiling - take 3 GIANT steps FORWARD
"You are riding on The Road of Respect"
2. Kicking classmate under the desk - take 2 JUMPS BACKWARD
"You are falling into The Ditch of Disrespect"
3. Keeping hands to yourself - take 6 BABY steps FORWARD
"You are riding on The Road of Respect"
4. Talking while the teacher is giving instructions - take 4 HOPS BACKWARD
"You are falling into The Ditch of Disrespect"
5. Speaking in a rude tone - take 2 GIANT steps BACKWARD
"You are falling into The Ditch of Disrespect"
6. Listening quietly when your teacher is speaking - take 5 BUNNY HOPS FORWARD
"You are riding on The Road of Respect"
7. Saying excuse me when you ask someone to move - take 1 FROG JUMP FORWARD
"You are riding on The Road of Respect"
8. Pushing each other in line - take 8 MARCHING steps BACKWARD
"You are falling into The Ditch of Disrespect"
9. Helping your teacher clean-up the classroom - take 10 TINY steps FORWARD
"You are riding on The Road of Respect"
10. Writing a thank you note for a gift you receive - take 2 HOPS FORWARD
"You are riding on The Road of Respect"
11. Rolling your eyes during a discussion - take 2 GIANT steps BACKWARD
"You are falling into The Ditch of Disrespect"
12. Speaking nicely to your neighbor - take 4 JUMPS FORWARD
"You are riding on The Road of Respect"
13. Offering your classmate to go first in line - take 1 GIANT TWIRLING step FORWARD
"You are riding on The Road of Respect"

You Made It! You are a Guardian of Respect!

Respect Patrol!

Leader's Guide

The Can-Do Crew's Word Search sharpens a student's mental acuity and has numerous educational benefits. Students develop word recognition, build fluency, increase exposure to old and new vocabulary and reinforce spelling.

The Word Search is a flexible teaching tool which can be used for both individual or group learning. As students collaborate to solve the puzzle they have multiple opportunities to practice their positive SEL skills.

Before starting the game, please display the "Respect Patrol! Word Search" page (on the next page).

Be on the lookout for **Respect** - **Anywhere...Everywhere!**

The Guardians of Respect are looking for these hidden words in the puzzle below.

CARING	RULES	FRIENDLY	HONOR	KIND	EM-
GUARDIAN	LISTEN	MANNERS	POLITE	RESPECT	


Be aware, the words can be horizontal, vertical, or diagonal.

They can be written frontward or backward!

Circle each word when you find it.

Then check it off on your list.

Let's search.



Respect Patrol!

Be on the lookout for **Respect** - **Anywhere...Everywhere!**

The Guardians of Respect are looking for these hidden words in the puzzle below.

CARING	RULES	FRIENDLY	HONOR	KIND	EMPATHY
GUARDIAN	LISTEN	MANNERS	POLITE	RESPECT	

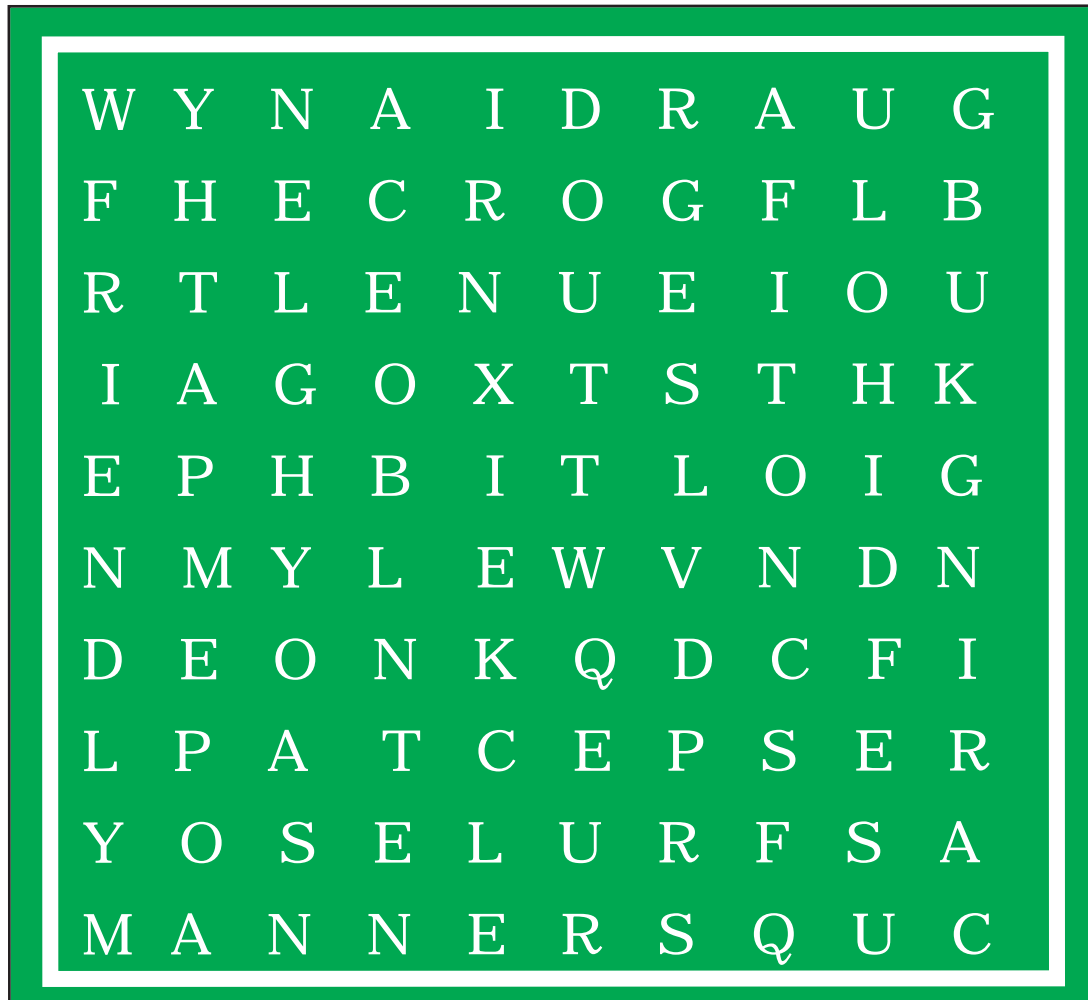
Be aware, the words can be horizontal, vertical, or diagonal.

They can be written frontward or backward!

Circle each word when you find it.

Then check it off on your list.

Let's search.



Lesson 7

GENEROUS GARDENER


- | | Approximate
Time Frame |
|---|---------------------------|
| - Can-Do Code
Project on screen, read aloud and follow directions | 1-2 minutes |
| - I show Generosity - Definition, Gesture and Example
- Let's be Generous Super Crew World Changers
Project on screen, read aloud and follow directions | 4-5 minutes |
| - A Goodness Garden Grows Great Gifts!
- What makes YOU a Generous Gardener?
Project on screen or print page and follow directions | 8-10 minutes |
| - Goodness Garden
Project on screen, read aloud and follow directions
Supply paper, crayons or markers for drawing | 10-20 minutes |
| - Gift of Giving Game
Project on screen or print page and follow directions | 10-20 minutes |
| - WCW Treasure Trunk and Game #4
Project on screen or print page and follow directions | 5-10 minutes |



Here is our **World Changing Word**:

Generosity

Let's discover it's meaning and how we use it to make the world better.



Generosity

freely giving or sharing one's time, talent or words

I show
Generosity!

Bradley takes time each week to feed Mrs. Green's cat and bring in her mail.



To help you remember what **Generosity** means, make this **Gesture**:



Cross your hands at your chest and then swing them out in front of you to show you are giving and sharing

Let's Be



GENEROUS Super Crew World Changers



Here are some ways to show **Generosity**:

Mrs. Green tutors Bradley for an hour each week when he comes over to visit.

How is Mrs. Green **GENEROUS** with her time and talent?

When Mr. Sanchez broke his leg, George walked his dog each day.

Why does George demonstrate **GENEROSITY**?

Since Lizzie is a great dancer, after school she helps Katesha learn the dance steps for the talent show.

How does Lizzie show her **GENEROSITY**?


Show your **Super Crew World Changing POWER!**

1. Say the World Changing Word

I show
Generosity!

3. Signal its Gesture

Cross your hands at your chest
and then swing them
out in front of you
to show you are giving
and sharing



2. Give its Meaning

Generosity means
freely giving or
sharing one's
time, talent or
words

4. Tell **YOUR** way to
show **GENEROSITY!**



The Can-Do Generous Gardener Says

"A Goodness Garden Grows Great Gifts!"

Leader's Guide



helping someone
or keeping them
company



making or
teaching
something



saying "Thank You"
or showing your
appreciation

In our story, both Bradley and Mrs. Green are **Generous**.
They give each other many **Gifts of Goodness**.



Bradley takes in
the mail



Mrs. Green
helps Bradley read



Bradley calls
Mrs. Green on
the phone

Go back to the "Making Old Friends" story and find more examples of
Mrs. Green's and Bradley's **Gifts of Goodness**

Bradley takes out Mrs. Green's garbage pail, Bradley feeds Rover
Mrs. Green bakes cookies for Bradley, Mrs. Green answers Bradley's questions, They
play together, Bradley brings the world to her with funny stories and songs, Bradley
makes her feel less lonely, Bradley and his friends shovel Mrs. Green's driveway

How could YOU help a neighbor with YOUR
Gifts of Goodness?



The Can-Do Generous Gardener Says
"A Goodness Garden
Grows Great Gifts!"



helping someone
or keeping them
company



making or
teaching
something



saying "Thank You"
or showing your
appreciation

In our story, both Bradley and Mrs. Green are **Generous**.
They give each other many **Gifts of Goodness**.



Bradley takes in
the mail



Mrs. Green
helps Bradley read



Bradley calls
Mrs. Green on
the phone

Go back to the "Making Old Friends" story and find more examples of
Mrs. Green's and Bradley's **Gifts of Goodness**

How could YOU help a neighbor with YOUR
Gifts of Goodness?



What makes YOU a Generous Gardener?

Leader's Guide

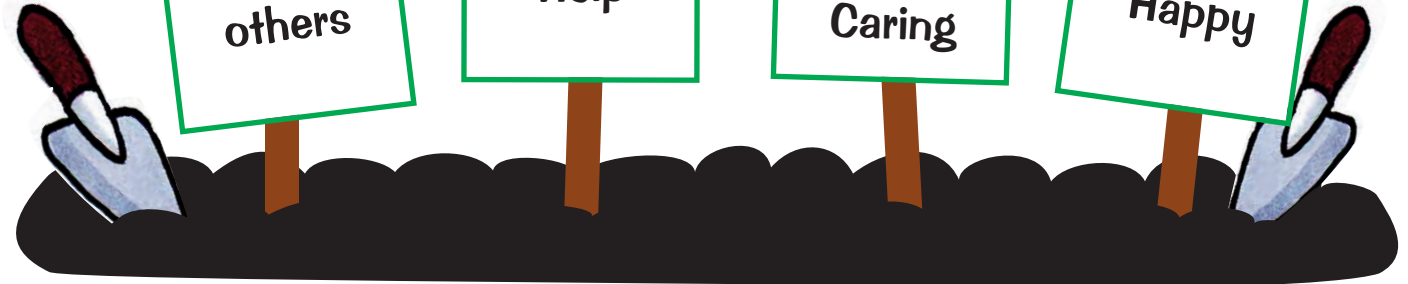


Thinking about others

Wanting to Help

Being Kind and Caring

Making Someone Happy



What **Gifts of Goodness** are these **Generous Gardeners** Giving?
Write down if it is a Gift of Time, Talent or Words.

Let me show you how to dribble the ball

You are so kind



Gift of Talent

I want the park to be clean



Gift of Time

I am so happy learning how to do this with you

This is how you mix the batter



Gift of Talent

I like walking Mr. Jones' dog

Woof! Glad you are helping!




Gift of Time

Thank you! That was great!



Gift of Words

I will write my aunt a Thank you note for sending me a birthday present



Gift of Words



What makes YOU a Generous Gardener?



Thinking
about
others

Wanting
to
Help

Being
Kind
and
Caring

Making
Someone
Happy

What **Gifts of Goodness** are these Generous Gardeners Giving?
Write down if it is a Gift of Time, Talent or Words.

Let me show
you how to
dribble the ball

You are
so kind



Gift of _____

I want the park
to be clean



Gift of _____


I am so happy
learning how to
do this with you

This is how
you mix
the batter



Gift of _____

I will write
my aunt a
Thank you
note for
sending me
a birthday
present



Gift of _____

I like walking
Mr. Jones' dog

Woof!
Glad you
are helping!



Gift of _____

Thank you!
That was
great!




Gift of _____

The Can-Do Generous Gardener's GOODNESS GARDEN



Let's "plant" our own Gift of Goodness Garden!

1. Draw a flower or a garden of flowers on a piece of paper.
2. Write a sentence describing the Gift of Goodness YOU will give to someone you know.
3. Be creative and decorate your page with pictures that help illustrate your Generous Gift.
4. Take turns telling about the Gift of Goodness you drew and what it means to you.
5. "Plant" your Garden together. There are lots of ways to do it. Here are a few ideas or come up with your own: tape it on the wall, spread it out on the floor or string it together and hang it.





The Can-Do Generous Gardener's **Gift of Giving Game!** Guess the Gift and Give a Gift



1.

We will be acting out 6 short scenes.
Each scene will have a Group of 4 actors
who are **Generous Gardeners**.

They are:

Thinking about Others
Wanting to Help
Being Kind and Caring
Making someone Happy

2.

When each scene is finished,
the Audience will Guess
which **Gift of Goodness**
is being acted out:
A Gift of Time
A Gift of Talent
A Gift of Words

For a **Gift of Time**,
Point to your wrist like
you are wearing
a watch



3.



For a **Gift of Talent**,
Clap your hands
two times

For a **Gift of Words**,
Point to your mouth



4.

When the scene is over,
what **Gift of Goodness**
would YOU give?
Write it down.

5.

Remember, When you are
in the audience
you need to be **quiet**,
considerate and respectful
to the actors.

The Can-Do Generous Gardener's
Gift of Giving Game!
Guess the Gift and Give a Gift
Leader's Guide



Time



Talent



Words

What is the **Gift**?

Scene 1	Words
Scene 2	Time
Scene 3	Talent
Scene 4	Words
Scene 5	Talent
Scene 6	Time

The Can-Do Generous Gardener's
Gift of Giving Game!

Guess the Gift and Give a Gift



Time



Talent



Words

Scene 1

Antonio: Aunt Selma, I wanted to call and say I love you and hope that you are feeling better.

Aunt Selma: You are so sweet! Thank you! Hearing your voice really makes me happy!

Antonio's Mom: That was so nice of you to call your great aunt.

Antonio's Dad: It is amazing how just a phone call can be such a great gift!

What is the Gift?

Time Talent Words
(circle the Gift and make your Gesture)

Which Gift of Goodness would YOU give and describe it? _____

The Can-Do Generous Gardener's
Gift of Giving Game!

Guess the Gift and Give a Gift



Time



Talent



Words

Scene 2

Eddie: I am ready for recess! Come on, let's go outside and play.

Marquand: Wait a minute. Look at the mess in here. Let's pick up all of the books first.

Maggie: Great idea! It would be really nice if all three of us helped our teacher, Mr. Grady, clean up.

Mr. Grady: You are all so thoughtful! Your gift of help means a lot to me.

What is the Gift?

Time Talent Words
(circle the Gift and make your Gesture)

Which Gift of Goodness would YOU give and describe it? _____

The Can-Do Generous Gardener's Gift of Giving Game!

Guess the Gift and Give a Gift



Time



Talent



Words

Scene 3

Mr. Jackson: I need some help figuring out my next move in this new computer game.

Mrs. Smith: Carlos has a real talent for these games. Carlos, can you please help us?

Carlos: I would be happy to! All you need to do is click here.

Mr. Kim: Thank you Carlos! Having you help us is a real gift!

What is the Gift?

Time Talent Words
(circle the Gift and make your Gesture)

Which Gift of Goodness would YOU give and describe it? _____

The Can-Do Generous Gardener's **Gift of Giving Game!**

Guess the Gift and Give a Gift



Time



Talent



Words

Scene 4

Jason: Mrs. Jones is always so happy and helpful when we come for lunch.

Kim: I always look forward to seeing her.

Denzel: Me too! We should do something nice for her for all the things she does.

Jasmine: My Grandma Rose always tells me that a big thank you is a wonderful gift.

Everyone: Thank you Mrs. Jones! We really appreciate you!

What is the **Gift**?

Time Talent Words
(circle the **Gift** and make your Gesture)

Which **Gift of Goodness** would YOU give and describe it? _____

The Can-Do Generous Gardener's Gift of Giving Game!

Guess the Gift and Give a Gift



Time



Talent



Words

Scene 5

Kamesha: Aunt Bessie, it is amazing that you do not even look down when you are knitting!

Lizzie: I wish I could make a scarf just like you!

Aunt Bessie: Sit down and I will teach both of you how to knit.

Kamesha's Mom: Aunt Bessie taught me, too. It is quite a gift to pass along!

What is the **Gift**?

Time Talent Words
(circle the **Gift** and make your Gesture)

Which **Gift of Goodness** would YOU give and describe it? _____

The Can-Do Generous Gardener's
Gift of Giving Game!

Guess the Gift and Give a Gift



Time



Talent



Words

Scene 6

Mr. O'Brien: You know, Jamal, my flowers do not look so good because it is hard for me to water them.

Jamal: Sarah and I would be happy to take turns watering your flowers once a week.

Sarah: Of course! And we can pull out the weeds, too.

Mrs. O'Brien: Having you thoughtful kids look after our garden will be a wonderful gift!

What is the **Gift**?

Time Talent Words
(circle the **Gift** and make your **Gesture**)

Which **Gift of Goodness** would YOU give and describe it? _____

Treasure Trunk of **WORLD CHANGING WORDS**

In order to become Super Crew World Changers,
we have to know all of the **WCW**.
Read the words, their definitions and make their **Signal Gestures**.



Considerate

showing kindness for
another person's feelings



Respect

to show honor or esteem
for someone



Multigenerational

involving people of different
generations



Generosity

freely giving or sharing one's
time, talent or words



Altruistic

being unselfish and
showing concern for others



Community

a group of people living
in the same area

World Changing Word Game #4

Leader's Guide

Hold up the correct **WCW Card** for each sentence.

Make the **Gesture Signal**.

Then write the **WCW** on the line.



1. When his Great Uncle Jack gets frustrated putting together puzzles, Jamal pulls up a chair and says, "let's do it together."

Jamal is being _____ **Considerate** _____ of his Great Uncle's feelings.

2. Angela thinks very highly of her Aunt Anya because she volunteers at a local animal shelter.

Angela has _____ **Respect** _____ for her Aunt Anya.

3. Eddie volunteers weekly to help teach English as a second language.

Eddie is _____ **Generous** _____ with his time and talent.

4. The first Saturday of each month, Bella, her Aunt Bertha and her Great Aunt Becky go to the movies together.

Bella, Aunt Bertha and Great Aunt Becky are a _____ **Multigenerational** _____ group.

5. Antonio has plans to go to the movies, but instead helps his Grandma Ann bake cookies for the charity bake sale.

Antonio is being _____ **Altruistic** _____.

6. Kamesha and Kim got all their neighbors to participate in a canned food drive for the local food pantry.

The canned food drive became a _____ **Community** _____ event.

World Changing Word Game #4

Hold up the correct **WCW Card** for each sentence.

Make the **Gesture Signal**.

Then write the **WCW** on the line.



1. When his Great Uncle Jack gets frustrated putting together puzzles, Jamal pulls up a chair and says, "let's do it together."

Jamal is being _____ of his Great Uncle's feelings.

2. Angela thinks very highly of her Aunt Anya because she volunteers at a local animal shelter.

Angela has _____ for her Aunt Anya.

3. Eddie volunteers weekly to help teach English as a second language.

Eddie is _____ with his time and talent.

4. The first Saturday of each month, Bella, her Aunt Bertha and her Great Aunt Becky go to the movies together.

Bella, Aunt Bertha and Great Aunt Becky are a _____ group.

5. Antonio has plans to go to the movies, but instead helps his Grandma Ann bake cookies for the charity bake sale.

Antonio is being _____.

6. Kamesha and Kim got all their neighbors to participate in a canned food drive for the local food pantry.

The canned food drive became a _____ event.

Lesson 8

WRAP-UP AND REVIEW

Approximate
Time Frame

- We are "Everybody's In!"

Super Crew World Changers

Project on screen or print page and read aloud

5-10 minutes

- Community Champ Crusade...

Becoming a Kindness Kid

Project on screen, read aloud and play

20-30 minutes

- My Can-Do Caring Citizen Ticket

Print page and follow directions

5-10 minutes



We are "Everybody's In!" Super Crew World Changers!



Show Our **POWER**
Say the **WCW**
Signal the **Gesture**
We Can Make the World Better!



We have learned the WCW and understand their meanings.
We use them everyday!
We also know:

Be a Can-Do Caring Citizen



Be **Considerate** about another person's feelings and Do **Good Deeds**.



Be an Altruistic All-Star

YOU think about others' needs before your own needs.

Generous Gardener's Gifts of Goodness



Helping someone or keeping them company
Making or teaching something
Saying "Thank You" or showing your appreciation

Community Champ Crusade...

becoming **The Kindness Kid**

Leader's Guide

This unique, thought provoking interactive board game strengthens students' core SEL competencies as they show Respect, Generosity, Consideration and Altruism to become The Kindness Kid and win the Community Champ Cup!

With simple rules and bright colors, students make responsible decisions as they move along the game board to earn Eyes, Ears, Hands, a Smile and of course a Heart to draw their Kindness Kid.

Using everyday life situations from, home, school, playground, library and senior center, students answer True or False questions and go along the game board. As they give the correct answers, they are moving, gesturing and actively participating.

Travelling through the Community, they slip into "Selfish Slop", climb out onto the "Good Deed Bridge". trip into the "Ditch of Disrespect", ride out on the "Road of Respect", fall into "Impolite Pothole". take the "Polite Path", jump over "Careless Cracks", drive the "Considerate Curve", avoid the "Rude Rut", circle along the "Altruistic Arch" and go through the "Tunnel of Care".

When the Crusade is complete, students have demonstrated their understanding of Consideration, Generosity, Altruism and Respect throughout the Community.

Before starting the game, please display the "Community Champ Crusade...becoming The Kindness Kid" game page (on the next page) and distribute tokens; they can be anything you want (e.g., paper clips, coins, erasers).

With all students seated, read the opening lines:

Community Champ Crusade...

becoming **The Kindness Kid**

To become **The Kindness Kid** you will need to earn
Eyes, Ears, Hands, a Smile and of course, a Heart.

Throughout the **Community**, you will earn these as you show
Respect, Generosity, Consideration and Altruism.

Complete your **Kindness Kid** to win the **Community Champ Cup!**

We are Ready to Play!

Place your token on **Start**.

Here's our first True or False Question:


Community Champ Crusade...

becoming **The Kindness Kid**

To become **The Kindness Kid** you will need to earn **Eyes, Ears, Hands, a Smile** and of course, a **Heart**.

Throughout the **Community**, you will earn these as you show **Respect, Generosity, Consideration** and **Altruism**.

Complete your **Kindness Kid** to win the **Community Champ Cup!**



Leader Questions

1. You show **RESPECT** when you listen quietly as an older person speaks to you.
Touch your ears if you think this is True.
The answer is True. Move ahead 3 spaces.
2. You are being **ALTRUISTIC** when you offer to carry your great aunt's groceries up the stairs.
Walk in place if you think this is True.
The answer is **TRUE**. This is a Good Deed.
Move ahead 3 spaces to the Good Deed Bridge.
3. When your brother needs to use a pencil, you do not offer to lend yours.
Blink twice if you think you are being **GENEROUS**.
You are **NOT** being **GENEROUS**. You slip into the Selfish Slop.
Move to the Selfish Slop.
4. You are **GENEROUS** when you spend the time to make a handmade gift for your Grandma.
Touch your heart if you think this is True.
The answer is **TRUE**. This is a Good Deed.
Take the Good Deed Ladder out of the Selfish Slop to the House.
5. You are **CONSIDERATE** when you help your Mom clean-up after dinner because she is very tired.
Wave your hands if you think this is True.
The answer is True. Move ahead 2 spaces to the **EYES**.
Draw the **EYES** on the Kindness Kid.
6. You are being **ALTRUISTIC** when you let your classmate go ahead of you in line.
Hop on one foot if you think this is True.
The answer is **TRUE**. Move ahead 2 spaces.
7. You yell out a question when your teacher is giving instructions to the class.
Touch your head if you think you are showing **RESPECT**.
You are **NOT** showing **RESPECT**. Move Ahead 1 space.
You fall into the Disrespectful Ditch.
8. When your coach introduces you to his father, you say hello and shake hands.
Shake your hands if you are showing **RESPECT**.
You are showing **RESPECT**. Take the Road of Respect out of the Ditch to the flower.

Community Champ Crusade... becoming The Kindness Kid

Leader Questions pg. 2

9. When you see your teacher carrying a large stack of books, you stop drawing and offer to help her.
Touch your knees if you think you are being CONSIDERATE.
You are being CONSIDERATE. Move ahead 2 spaces to the EARS.
Draw EARS on the Kindness Kid.
10. When you accidentally bump the person next to you in line, you do NOT say excuse me.
Kick your foot if you think you are being CONSIDERATE.
You are NOT being CONSIDERATE. Move ahead 3 spaces.
You stumble into the Impolite Pothole.
11. You are POLITE when you say thank you to your teammate for teaching you how to dribble the basketball better.
Pretend to dribble a basketball if you think this is True.
The answer is True. You are being POLITE and your teammate is being GENEROUS with his Time and Talent.
Take the Polite Path out of the Impolite Pothole to the SMILE.
Draw the SMILE on the Kindness Kid.
12. Uh oh! You've hit a Red Light at Gesture Jam. Stand up.
We need to make the correct Gesture Signal on each space to move ahead.
Respect
Generous
Considerate
Multigenerational
Community
Altruistic
13. You volunteer with your Grandpa at your local library to read stories to the nursery school students.
Act like you are reading a book if you think you are being ALTRUISTIC.
The answer is True; you are being ALTRUISTIC. Move ahead 4 spaces.
14. You forget to say thank you to the Librarian for getting the book you requested.
Touch your chin if you think you are being CONSIDERATE.
You are NOT being CONSIDERATE. Move ahead 1 space.
You tripped on the Careless Crack.

Community Champ Crusade... becoming The Kindness Kid

Leader Questions pg. 3

15. You are **CONSIDERATE** when you help a Senior Citizen log on to the computer at the Library.
Pretend to type on a computer if you think this is True.
The answer is True. You are being **CONSIDERATE**.
Take the Considerate Curve to the Book.

16. You are showing **RESPECT** when you follow the rules in the Library, such as speaking quietly and not eating or drinking.
Say "shhhhhh" if you think this is True.
The answer is True. You are showing Respect.
Move ahead 1 space to the **HANDS**.
Draw **HANDS** on your Kindness Kid

17. You and your Grandma make cookies for the Senior Center.
Spin in a circle if you (and your Grandma) are being **GENEROUS**.
The answer is True; you are **GENEROUS**. Move ahead 1 space.

18. When your elderly aunt is talking to you, you roll your eyes and shake your head.
Shake your head if you think you are showing **RESPECT**.
You are **NOT** showing **RESPECT**. Move ahead 1 space into the Rude Rut.
You are stuck in the Rude Rut.

19. You are **ALTRUISTIC** when you rake your elderly neighbor's leaves without being asked and without being paid.
Pat yourself on the back if you think this is True.
The answer is True. Take the Altruistic Arch to the Rainbow. Your Altruism sends you through the Tunnel of Care and lands you on the Star.

20. You are **GENEROUS** when you and your friends put on a play at the Senior Center.
Touch your shoulders if you think this is True.
The answer is True. Move ahead 3 spaces to the **HEART**. Draw a **HEART** on the Kindness Kid.

Your Crusade is complete and so is your Kindness Kid. You have won the Community Champ Cup! You have shown Consideration, Generosity, Altruism and Respect throughout your Community.

Take some time to finish drawing your Kindness Kid to look like YOU!

Complete this **Can-Do Caring Citizen Ticket** so you can participate in the "Making Old Friends" final activity.

"Making
Old
Friends"

**My Can-Do
Caring Citizen Ticket**
Admit ONE



A Good Deed is an act of kindness.

Name: _____

My CDCC Good Deed was for:

My CDCC Good Deed was:

I did my Good Deed on (date): _____

Lesson 9

THEATRE PARTICIPATION

Approximate
Time Frame

- "Making Old Friends" Community Theatre

Print page and read aloud

30-40 minutes

- Kindness Kid Word Hunt - Consideration

Project on screen or print page and follow directions

5-10 minutes



The Can-Do Crew Readers' Theatre Show

"Making Old Friends" Community Theatre Leader's Guide

The Can-Do Readers' Theatre Show is an enrichment to the
"Making Old Friends" story.

The Script offers the same messages of **Respect, Consideration, Generosity, Altruism, Community and Multigenerations**. It also:

- provides additional insights and examples and a fuller understanding of the World Changing Words and definitions
- reinforces the themes and character skills addressed in the Unit
- allows all of the students to participate in the theater experience

There are **23** roles with each character having **3-4** lines.

- assign a role (or roles) to each student.
- have the students find their lines throughout the script and highlight them.
- for smaller classes, you may assign one student several roles.
- for larger classes, the same role may be shared by two students: divide the number lines equally between them.
- alternatively, if you have a large group of students, it may be beneficial to pair a stronger reader with a weaker one.
- if time permits, do a "read-through" to familiarize the students with their lines.
- when all preparations have been completed, have the students "perform" the script.

The Can-Do Crew Readers' Theatre Show

"Making Old Friends" Community Theater

We are now ready for The Can-Do Crew Readers' Theatre Show!

- Once you have been assigned your role, read over all of your lines.
- As you rehearse, speak clearly so your audience can hear and understand you.
- And remember as an audience member, show respect by being quiet and courteous.
- Be sure to listen for our **World Changing Words** . . . Let the Show Begin!

Can-Do Crew Characters:

Angela
Bella
Jasmine
Kamesha
Kim

Lizzie
Maggie
Rachel
Rupali
Sarah
Whitney

Antonio
Bradley
Carlos
Denzel
Eddie

George
Sam
Jamal
Jason
Marquand
Yoshi



Scene 1: That Old House ~ RESPECT

(A snowy Saturday afternoon in the neighborhood.)

Angela: I love the snow. We can make a snow fort together!

Marquand: How about if we hide and throw snowballs at that old house over there.

Yoshi: No way! We are NOT going to do that! We just learned about **respecting** our neighbors and their homes.

Bradley: That old house is where my friend, Mrs. Green lives and I REALLY **respect** her!

Bella: Really? I always thought that house was empty because I don't see many people there. And who is Mrs. Green?

Jasmine: Oh, my dad told me that she has lived there for over 50 years.

Antonio: Wow that is a LONG time! I bet she is a senior citizen just like my neighbor Mr. Brown who is over 65 years old.

Rachel: Besides **respecting** our neighbors and their homes, we should always respect our elders!

Scene 2: Who is Mrs. Green? ~ **GENEROSITY**

Kamesha: Bradley, how do you know Mrs. Green anyway?

Bradley: She is my friend. We talk, read stories, play games and eat cookies together. She makes the best chocolate chip cookies ever!

Denzel: You are telling us you are friends with an old lady?

Maggie: Sure, why not if she is really nice and they have fun together. My dad says that since her children moved away she has been lonely and it is hard for her to get around.

Carlos: That is so sad. She must stay inside by herself most of the time.

Whitney: Bradley, you are so nice to care about Mrs. Green and to visit her.

Eddie: So what else do you do together?

Bradley: Mrs. Green teaches me reading and helps me write stories and poems.

Lizzie: Wow, you are both **generous** with your time and Mrs. Green with her talent.

Scene 3: Coming up with a Plan ~ ALTRUISTIC

Sarah: Wait a minute. How does Mrs. Green get food if she hardly ever goes out?

Rupali: Every Sunday, I see a Senior Center van pull into her driveway. Maybe it takes her to the grocery store.

Kim: My mom volunteers at the Senior Center. They do have a van that takes older people to the store, the doctor and other important places.

George: Look at all that snow. The van will never make it up her driveway tomorrow.

Sam: We could shovel the driveway for her. We could do it just because we want to, -- without being asked.

Jamal: But I thought we were going to play in the snow.

Rachael: We will Jamal, but first we need to care about Bradley's friend and help her. Plus it will be fun!

Everyone: We will be **Altruistic All Stars!**

Scene 4: Asking Permission ~ GIFT OF GOODNESS

(Bradley's Dad comes outside and is looking for the newspaper in the snow.)

Jason: Great idea, but do you think we first need to get permission?

Bella: You know you are right. When we want to do something like this we need to ask permission from an adult. It shows we have **respect**.

Kamesha: There is your dad, Bradley. We can ask him.

Denzel: Mr. Blackman, do you think it would be okay if we shoveled Mrs. Green's driveway for her?

Angela: We want to give Mrs. Green a Can-Do Crew **Gift of Goodness** Coupon!

Marquand: We give it when we do an **Act of Kindness**, such as, helping someone, teaching them something or saying thank you.

Bradley's Dad: Well, that sounds great to me. However, you will have to ask Mrs. Green for permission, as well, since it is her driveway.

Eddie: Okay, we will go ask! We need to be polite and show **respect**.

Scene 5: Meeting Mrs. Green ~ CONSIDERATE

(The group walks over to Mrs. Green's house and Bradley knocks on the door.)

Mrs. Green: Hello Bradley. It is nice to see you and your friends.
What may I do for you?

Bradley: It is what WE CAN DO for YOU Mrs. Green!

Kim: May we present you with our Can-Do Crew
Gift of Goodness Coupon to shovel your driveway
and sidewalk today?

Carlos: Bradley told us that sometimes he helps you with chores
that may be a little difficult for you, like taking out the
garbage and bringing in your mail.

Lizzie: Since Bradley cares about you and your feelings, we also
wanted to show you some **kindness**.

George: Right! So we thought the best way to do that was for all
of us to help you out this afternoon.

Mrs. Green: Thank you for your very **considerate** offer! But, it does
seem like an awful lot of work for you children.

Everyone: Oh, we are happy to do it!

Scene 6: Shoveling the Snow ~ CAN-DO CARING CITIZEN AWARD

(The Crew is shoveling the snow.)

Sam: It is amazing how much we can do when everybody is helping.

Sarah: It would have been almost impossible for Mrs. Green to do this herself.

Antonio: I noticed when we were with her that it is really hard for her to move her hands and feet.

Whitney: When I imagine myself as Mrs. Green trying to dig out this driveway, I can hardly pick up my shovel.

Yoshi: Plus it would be so difficult for her to walk up and down the driveway.

Jason: Now try to picture Mrs. Green doing it without wearing her thick glasses and hearing aid.

Jasmine: You know it is not easy to "see" or "hear" the world through Mrs. Green's eyes and ears.

Eddie: That is exactly why we are out here doing the shoveling for her.

Bradley's Dad: Bravo! You all have just earned the **Can-Do Caring Citizen Award!**

Scene 7: Visiting with Mrs. Green ~ MULTIGENERATIONAL

(Mrs. Green opens her front door and looks outside.)

Bradley's Dad: Good afternoon, Mrs. Green. These kids did a great job!

Mrs. Green: I am so grateful to all of you. Please come in and have some freshly baked cookies.

(The children stomp and shake and brush snow off of them before they enter Mrs. Green's home.)

Bella: Wow, this is a real **multigenerational** get together.

Denzel: You are right! Bradley, his dad, Mr. Blackman, and Mrs. Green are from three different **generations**.

Lizzie: That was just like when my Grandma and her sister, my Great Aunt Beckie, came to my birthday party.

Jamal: I remember that. There were all of us, your parents, your Grandma and her sister and you.

Kim: I didn't even realize it was a **multigenerational** birthday party. It was just a lot of fun!

Sam: This is interesting, but not as interesting as the cookies I smell in here!

Rachel: Mmmmmm!!! Just let me breathe in all this warm, delicious "cookie" air!

Scene 8: Mrs. Green's Surprise ~ GENEROUS GARDENER

(The children follow Mrs. Green to her study where the walls are covered with school pictures.)

Yoshi: Wow, what a surprise! You have so many class photos framed on your wall from when you were a school teacher.

Sarah: There is Lizzie's mom. Jamal that is your dad. I did not know they all lived in the same **community** growing up.

Jamal: Mrs. Green did you ever have a student like me? I have trouble reading and it makes me feel dumb.

Antonio: There is no such thing as "dumb", Jamal. We all learn at different paces. You may be slow at reading, but you are really smart at math!

Maggie: You just need to find someone who is kind and caring that wants to help tutor you in reading.

Mrs. Green: Jamal, it would make me happy to help you with your reading any time after school or on the weekends. I would not charge you a penny.

Rupali: Mrs. Green, you would be like a **Generous Gardner** giving your gifts of time and talent.

Jason: It is no wonder that all the students liked you and held you in high esteem.

Jamal: Thank you, Mrs. Green! That would be very **generous** of you. I just need to check with my mom first.

Whitney: Well, it is getting dark outside. I think we need to head home now.

Everyone: Thank you, Mrs. Green!

Scene 9: A Good Deed...A Good Day ~ COMMUNITY and THE KINDNESS KID

(The children walking together and talk excitedly about their day.)

Carlos: That sure was better than building a snow fort!

Kamesha: That was one of the best Saturdays ever!

George: I feel like we have a new – OLD – friend.

Bradley: Do you know what Mrs. Green whispered to me before we left? She thanked me for bringing the outside world IN to her.

Angela: I think this day meant a lot to all of us!

Marquand: It was great to help someone who lives in our neighborhood. We should do it again for another person in our **community**.

Maggie: We would be the **Kindness Kids** showing **respect**, **generosity**, **consideration** and **altruism** to all our neighbors.

Bella: That's the same as being part of the Can-Do Crew!

Everyone: We can make a big difference in the world by caring, by finding ways to help and by doing **good deeds**.

KINDNESS KID WORD HUNT

Leader's Guide

The Can-Do Crew's Word Hunt is an educational tool which encourages thinking and problem solving while boosting memory and improving spelling. The Word Hunt is versatile and can be used both as an individual teaching strategy or as a group activity which promotes cooperative behaviors.

Before starting the game, please display the "Kindness Kid Word Hunt" page (on the next page).

The word **CONSIDERATION** has many words inside of it. Try to find as many 3-letter, 4-letter and 5-letter words as you can. Because the Crew likes to help so much, they found the first few words.



Consideration

fan
dot
ate

KINDNESS KID WORD HUNT

The word **CONSIDERATION** has many words inside of it.
Try to find as many 3-letter, 4-letter and 5-letter words as you can.
Because the Crew likes to help so much,
they found the first few words.



Consideration

fan
dot
ate

Lesson 10

CULMINATING ACTIVITY

Approximate
Time Frame

- "Making Old Friends" Interview

Project on screen or print pages and follow directions

15-20 minutes

- Certificate of Completion

Print page and hand out

4-5 minutes

Let me tell you
what it was like
when I was
your age



"Making Old Friends Interview"

Leader's Guide

The "Making Old Friends" Interview requires arrangements to be made beforehand. There are three alternatives to completing this activity. Pick the one that fits best for your group situation:

- Take students on a field trip to a senior center where they can meet and interview senior citizens. Permission slips may be needed.
- Invite senior citizens to visit your group. You may need special permission.
- If neither of these options is available, students may take the interview sheet home with them, where they may interview an elderly family member, neighbor, or friend.

Before starting this activity, please display the "Making Old Friends" Interview page (on the next page). Read aloud the red box with the students.

A great way to learn about another person and another generation is to **INTERVIEW** someone who is much older than you.

This is a great way to discover what the world was like when he or she was your age.

When asking the questions below, make sure to listen carefully to the answers.

You may be surprised what you find out!

Remember, it is always **Polite** to begin by introducing yourself and end by saying Thank You!

"Making Old Friends Interview"

A great way to learn about another person and another generation is to **INTERVIEW** someone who is much older than you.

This is a great way to discover what the world was like when he or she was your age.

When asking the questions below, make sure to listen carefully to the answers. You may be surprised what you find out!

Remember, it is always **Polite** to begin by introducing yourself and end by saying Thank You!

Hello, my name is _____

It is a pleasure to talk with you _____
Name of person you are interviewing

May I ask you a few questions about your life?

1. When and where were you born? _____

2. What games did you like to play when you were my age? _____

3. What was your favorite subject? _____

Why? _____

4. What was one of the things you did after school or on the weekend?

5. What was your favorite holiday? _____

How did you celebrate? _____

6. What was your favorite candy bar? _____

7. Did you play any sports or musical instruments? _____
What were they? _____

8. Did you have a pet? _____ If so, tell me about it. _____

9. How did you get the news of the world? _____

10. What were some of the big news stories when you were young? _____

11. What were telephones like when you were my age? _____

12. What kind of music did you like? _____
Who was your favorite performer? _____

13. Who was the president when you were my age? _____
What do you remember about him? _____

14. What was your favorite book or movie? _____

15. Who was your hero? _____ Why? _____

16. What piece of advice would you give me? _____

Thank you! It was a pleasure meeting you.



CONGRATULATIONS!

Certificate of Completion

awarded to:



for outstanding participation as an Official Member of

The Can-Do Crew

We can make the world better!

You have successfully completed

"Making Old Friends"

Kiki Stew

Granted by

Date



The Can-Do Crew "Making Old Friends" Review



showing kindness for
another person's feelings

showing honor or esteem
for someone

involving people of different
generations

freely giving one's time, talent
or words

being unselfish and
showing concern for others

a group of people living
in the same area

Be a
Can-Do Caring Citizen

Be an
Altruistic All-star

Generous Gardener's
Gifts of Goodness

Time
Talent
Words

World Changing Words

Considerate

Respect

Multigenerational

Generous

Altruistic

Community

Be **Considerate** about another
person's feelings and
Do **Good Deeds**.

YOU think about others' needs
before your own needs.

Helping someone or
keeping them company

Making or teaching something

Saying "Thank You"
or showing your appreciation

"Making Old Friends" Survey Leader's Guide

page 1



Name _____ Date _____

Circle the correct answer.

- The definition of Considerate is:
 - Engaging in activities with senior citizens
 - Showing honor or esteem for someone
 - Giving one's time, talent, or money
 - Showing kindness for another person's feelings
- Maggie needed help learning her lines for the school play. Lizzie volunteered her time every day after school to help her. This is an example of:
 - Respect
 - Community
 - Multigenerational
 - Generosity
- Which one of these four groups is Multigenerational?
 - My friends from school and I
 - My grandmother and my grandfather
 - My grandmother, my mother, and I
 - My mother and father
- Angela and George think and act like "Altruistic All-stars".
Write down two Altruistic Qualities they have.
They are unselfish and show concern for others. They do acts of kindness without being asked. They help because they want to, not because they have to.
- Bradley is a "Can-Do Caring Citizen". This means he:
 - Hopes to be president of his class
 - Is responsible for collecting the homework
 - Is considerate about another person's feelings and does good deeds
 - Promises to do his chores around the house



6. I hold my great grandfather in high esteem. This means that I:
- Help him walk across the street
 - Have a great deal of respect for him
 - Am honest and caring
 - Think he is tall
7. Which of the following is an example of a good deed?
- Going to school
 - Playing basketball
 - Taking out the trash for my neighbor
 - Doing my homework
8. Sam, Dr. Johnson and Mrs. Chin are all part of the same Community. This means that they:
- Sing in the same choir
 - Live in the same neighborhood
 - Share the same birthday
 - Have the same hair color
9. Which of the following is an example of being Altruistic?
- Kim likes to play games with her grandmother
 - Denzel is interested in current events
 - Bella helps Mr. Gomez weed his garden even though she wants to watch a movie.
 - Kamesha helps her mom set the table
10. Whitney is a "Generous Gardner" to her elderly neighbor. What are two qualities that makes her a "Generous Gardner"?

She thinks about others. She wants to help. and

She is kind and caring. She makes her neighbor happy.

"Making Old Friends" Survey

page 1



Name _____ Date _____

Circle the correct answer.

1. The definition of Considerate is:
 - a. Engaging in activities with senior citizens
 - b. Showing honor or esteem for someone
 - c. Giving one's time, talent, or money
 - d. Showing kindness for another person's feelings

2. Maggie needed help learning her lines for the school play. Lizzie volunteered her time every day after school to help her. This is an example of:
 - a. Respect
 - b. Community
 - c. Multigenerational
 - d. Generosity

3. Which one of these four groups is Multigenerational?
 - a. My friends from school and I
 - b. My grandmother and my grandfather
 - c. My grandmother, my mother, and I
 - d. My mother and father

4. Angela and George think and act like "Altruistic All-stars". Write down two Altruistic Qualities they have.
_____ and
_____.

5. Bradley is a "Can-Do Caring Citizen". This means he:
 - a. Hopes to be president of his class
 - b. Is responsible for collecting the homework
 - c. Is considerate about another person's feelings and does good deeds
 - d. Promises to do his chores around the house

"Making Old Friends" Survey

page 2



6. I hold my great grandfather in high esteem. This means that I:
- Help him walk across the street
 - Have a great deal of respect for him
 - Am honest and caring
 - Think he is tall
7. Which of the following is an example of a good deed?
- Going to school
 - Playing basketball
 - Taking out the trash for my neighbor
 - Doing my homework
8. Sam, Dr. Johnson and Mrs. Chin are all part of the same Community. This means that they:
- Sing in the same choir
 - Live in the same neighborhood
 - Share the same birthday
 - Have the same hair color
9. Which of the following is an example of being Altruistic?
- Kim likes to play games with her grandmother
 - Denzel is interested in current events
 - Bella helps Mr. Gomez weed his garden even though she wants to watch a movie.
 - Kamesha helps her mom set the table
10. Whitney is a "Generous Gardner" to her elderly neighbor. What are two qualities that makes her a "Generous Gardner"?

_____ and
_____.